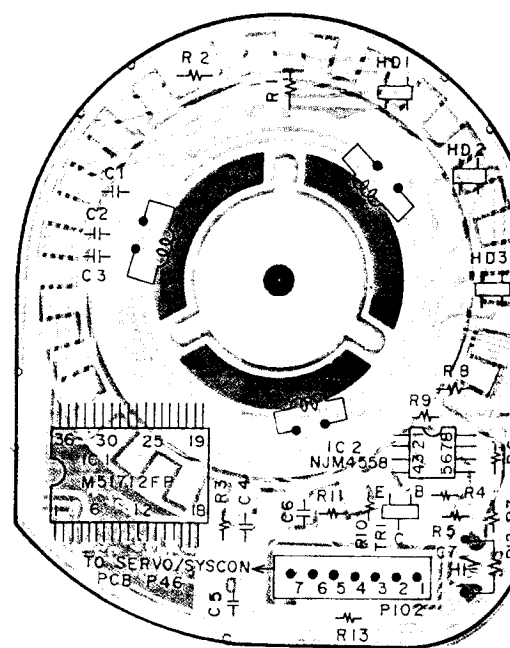
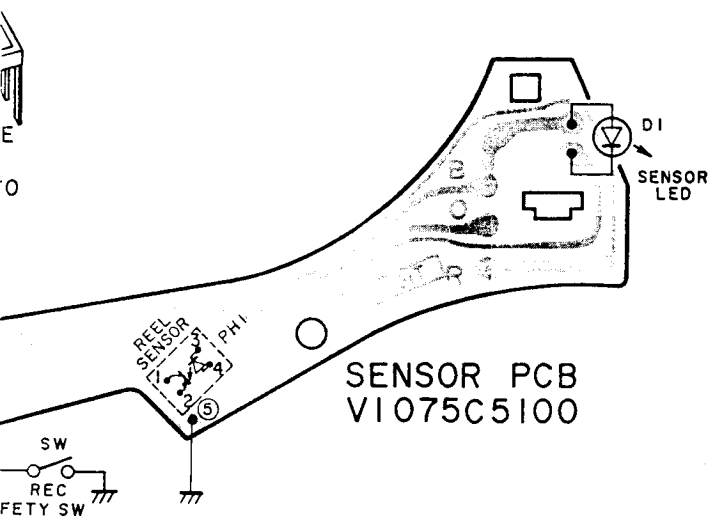
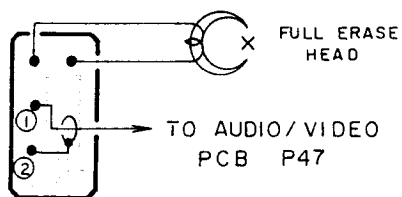
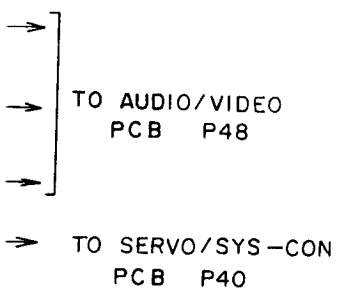
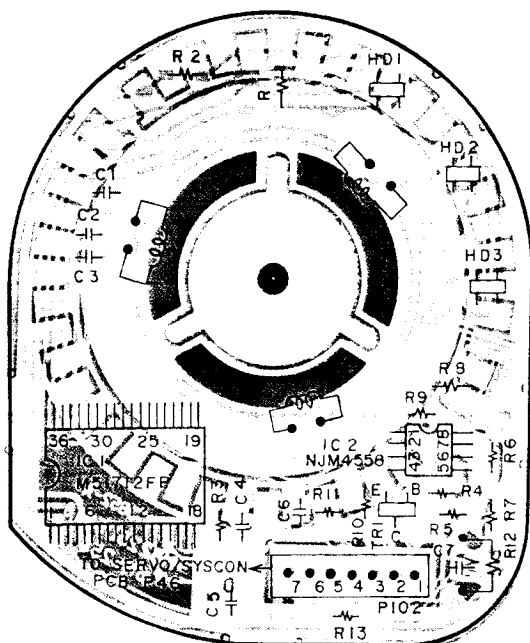
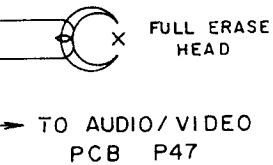


FULL ERASE HEAD PCB V1081D5220



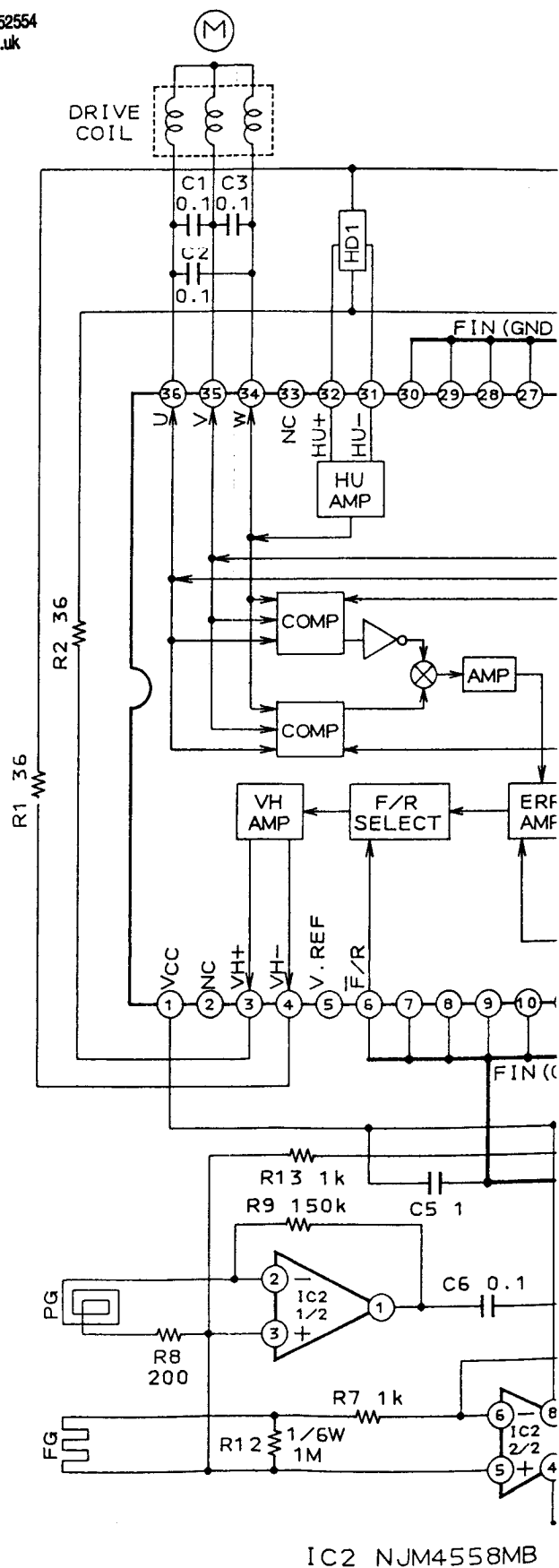
DRUM MOTOR M3225D5010
(P02)

AD PCB
20

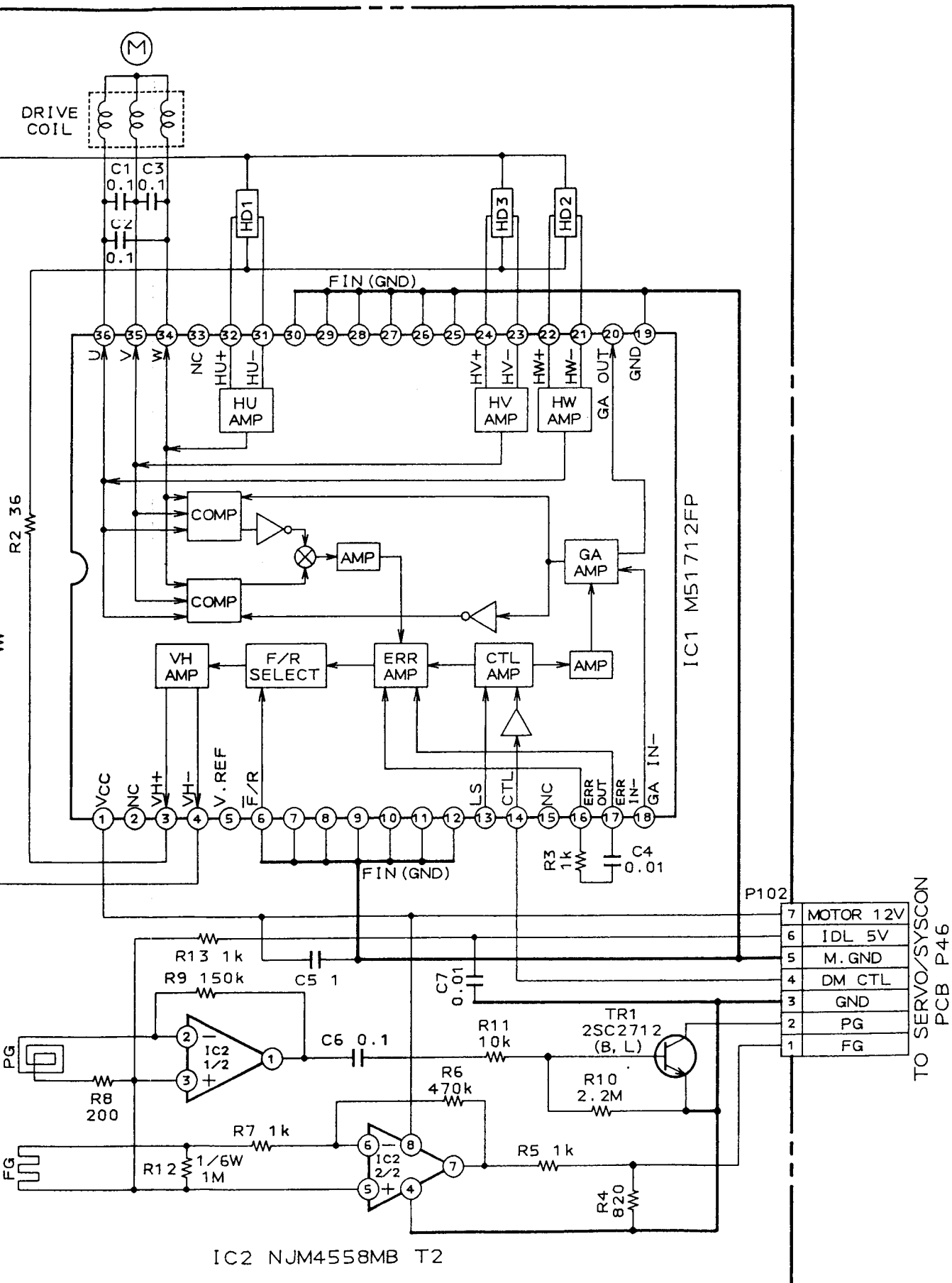


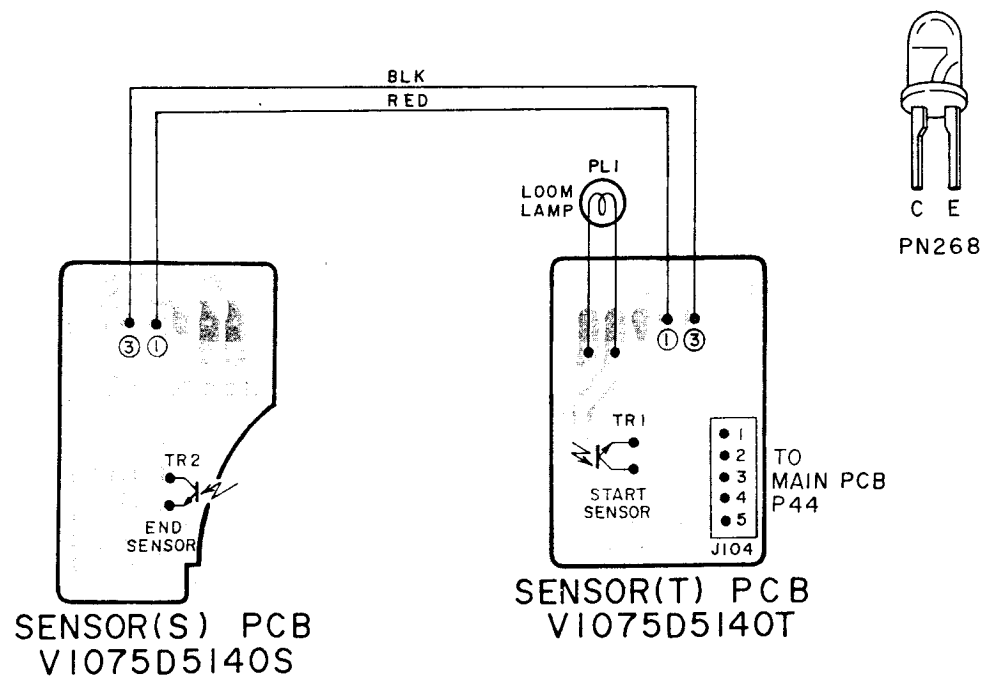
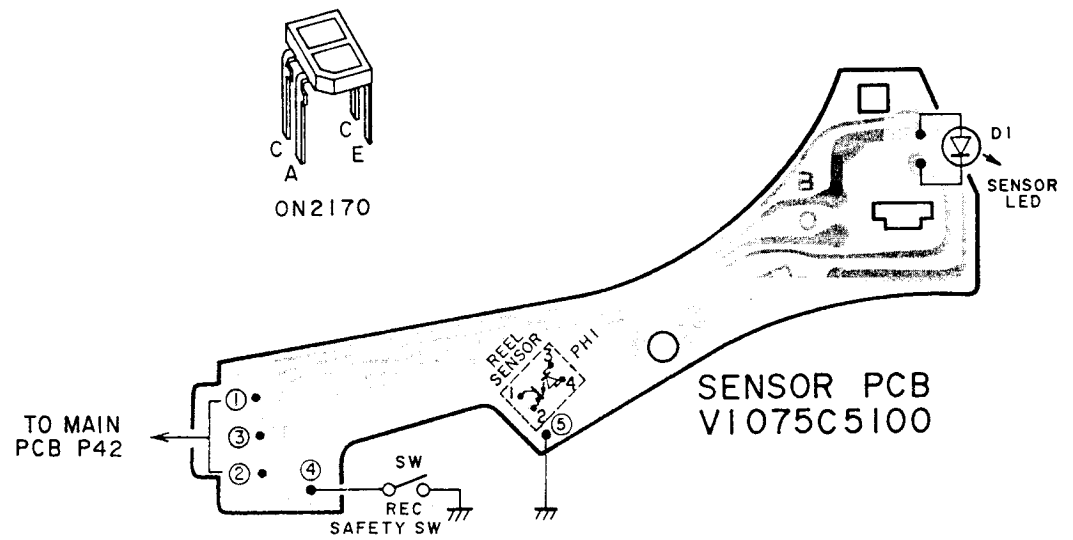
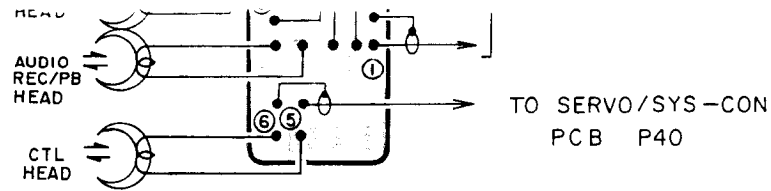
DRUM MOTOR M3225D5010
(P02)

For Service Manuals Contact
MAURITRON TECHNICAL SERVICES
8 Cherry Tree Rd, Chinnor
Oxon OX9 4QY
Tel: 01844-351694 Fax: 01844-352554
Email: enquiries@mauritron.co.uk

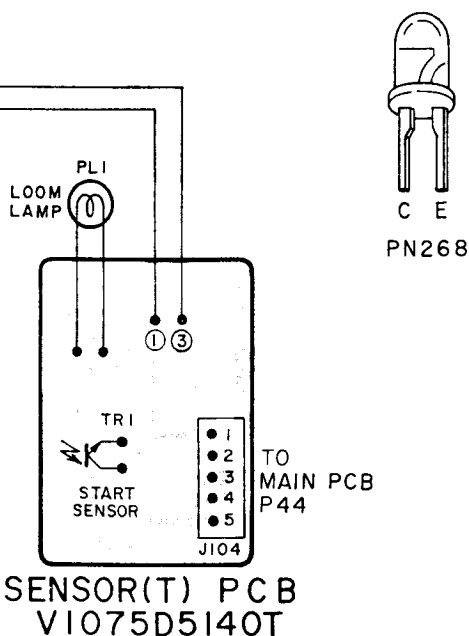


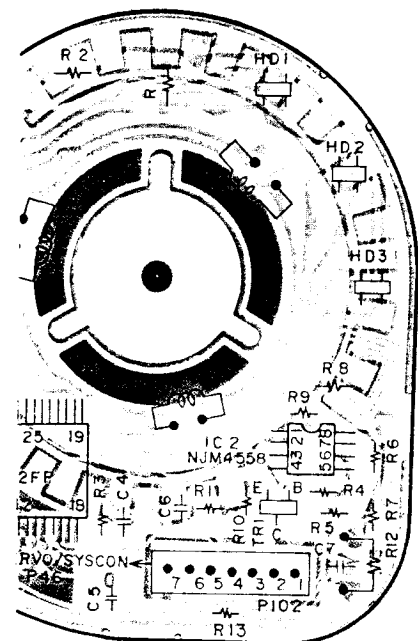
For Service Manuals Contact
MAURITRON TECHNICAL SERVICES
 8 Cherry Tree Rd, Chinnor
 Oxon OX9 4QY
 Tel:- 01844-351694 Fax:- 01844-352554
 Email:- enquiries@mauritron.co.uk



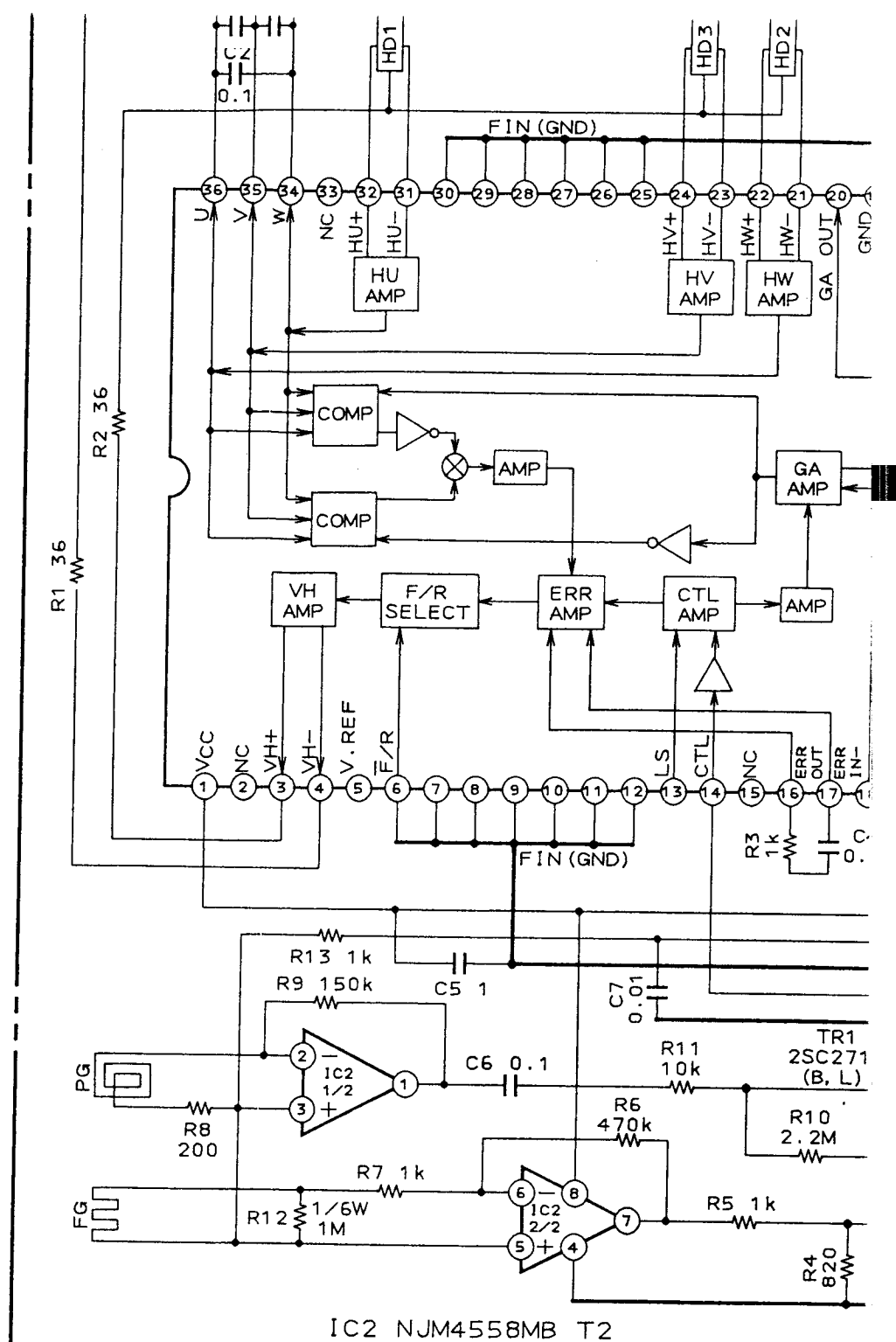


SENSOR PCB
V1075C5100





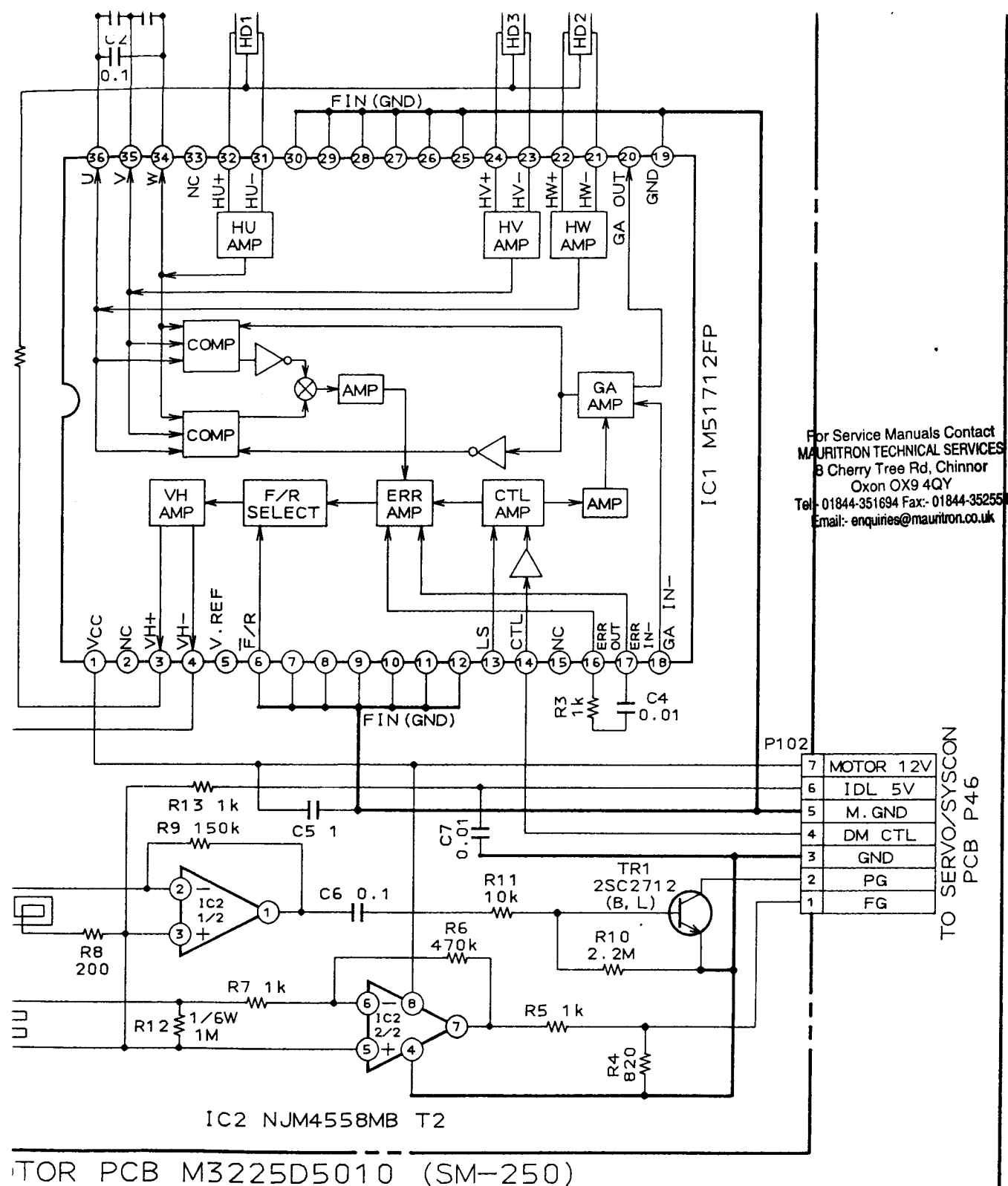
MOTOR M3225D5010
(P02)



MOTOR PCB M3225D5010 (SM-250)

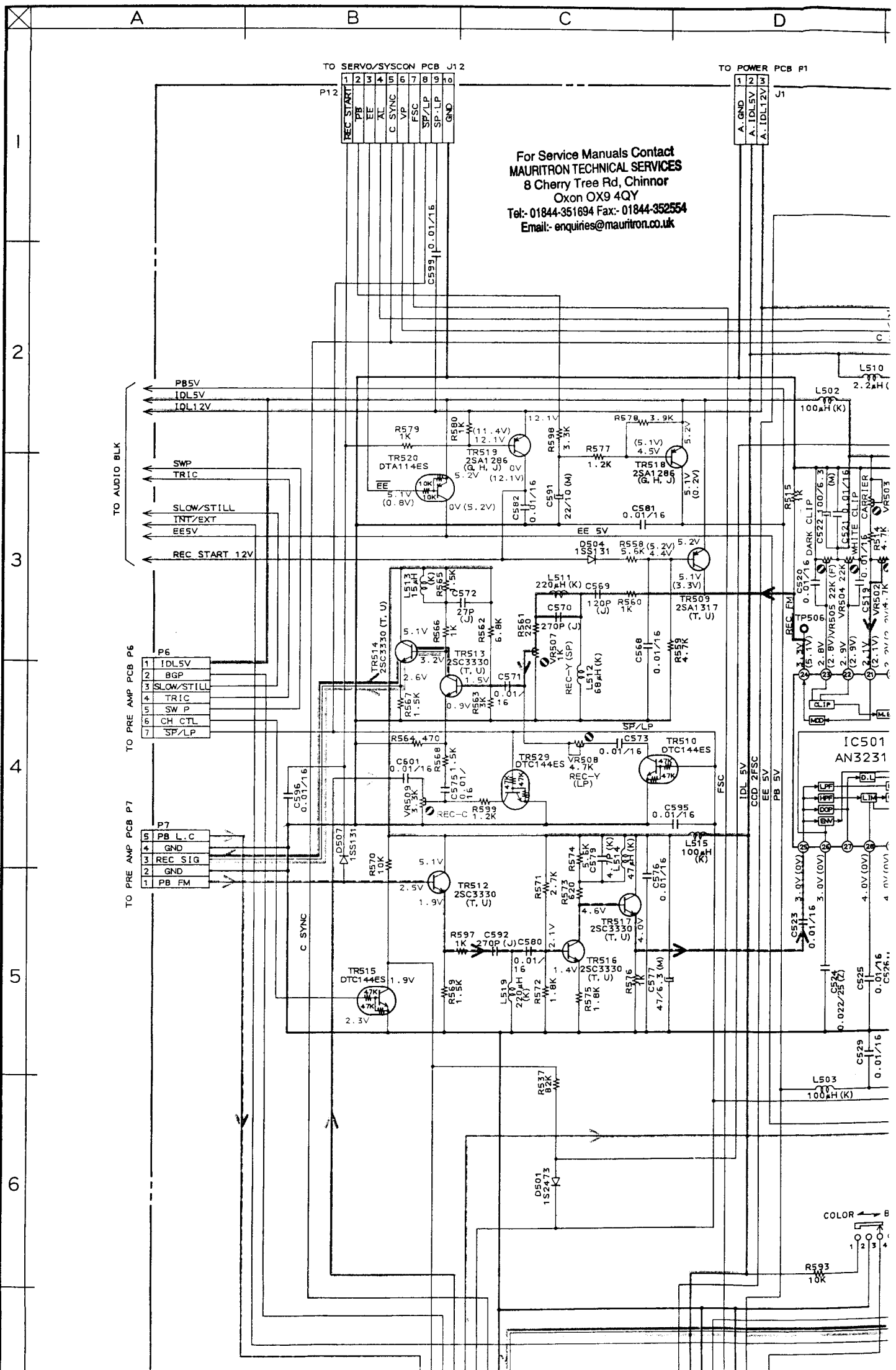
NOTE
UNLESS
ALL RE
ALL CA

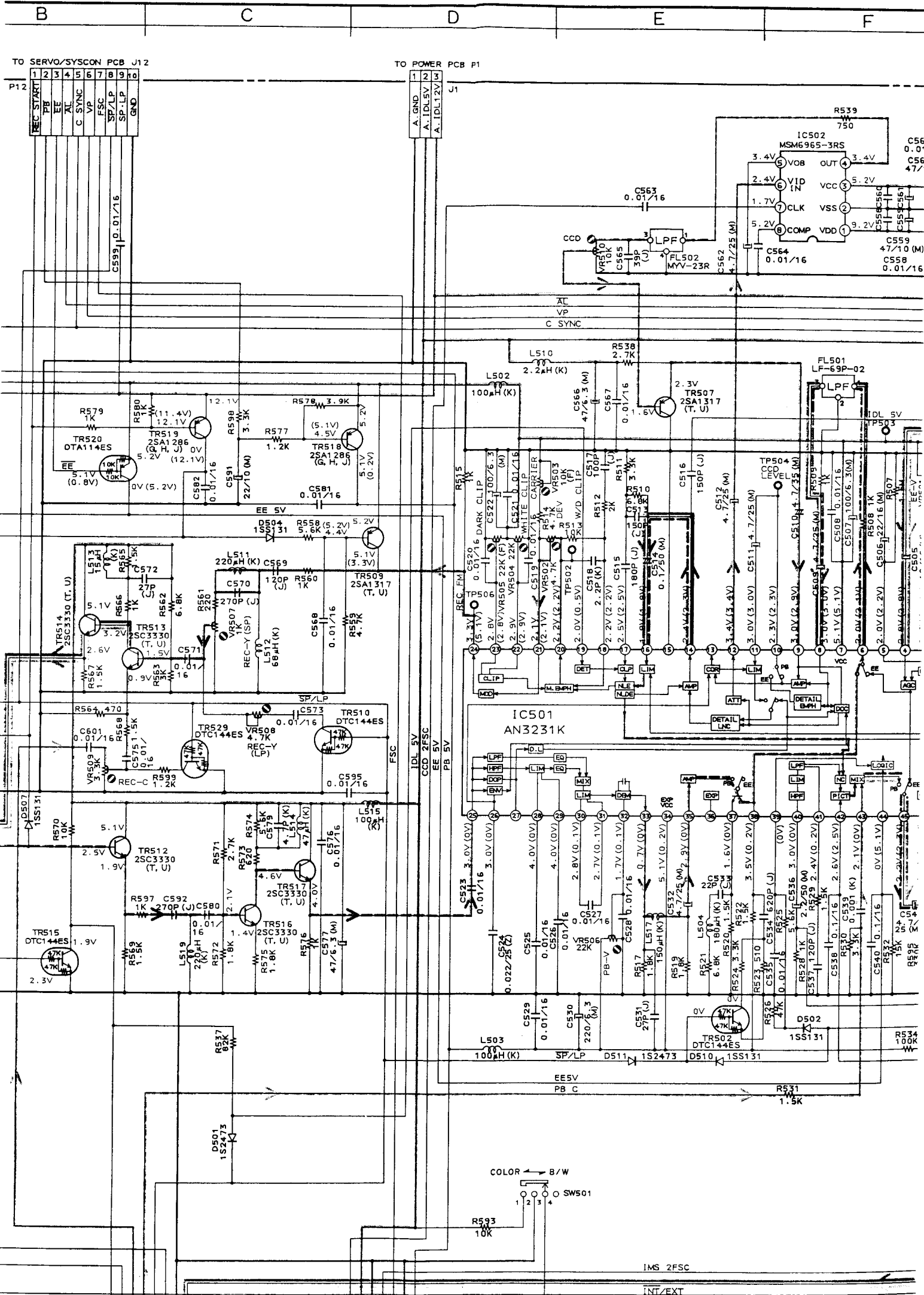
VS
MC
SC

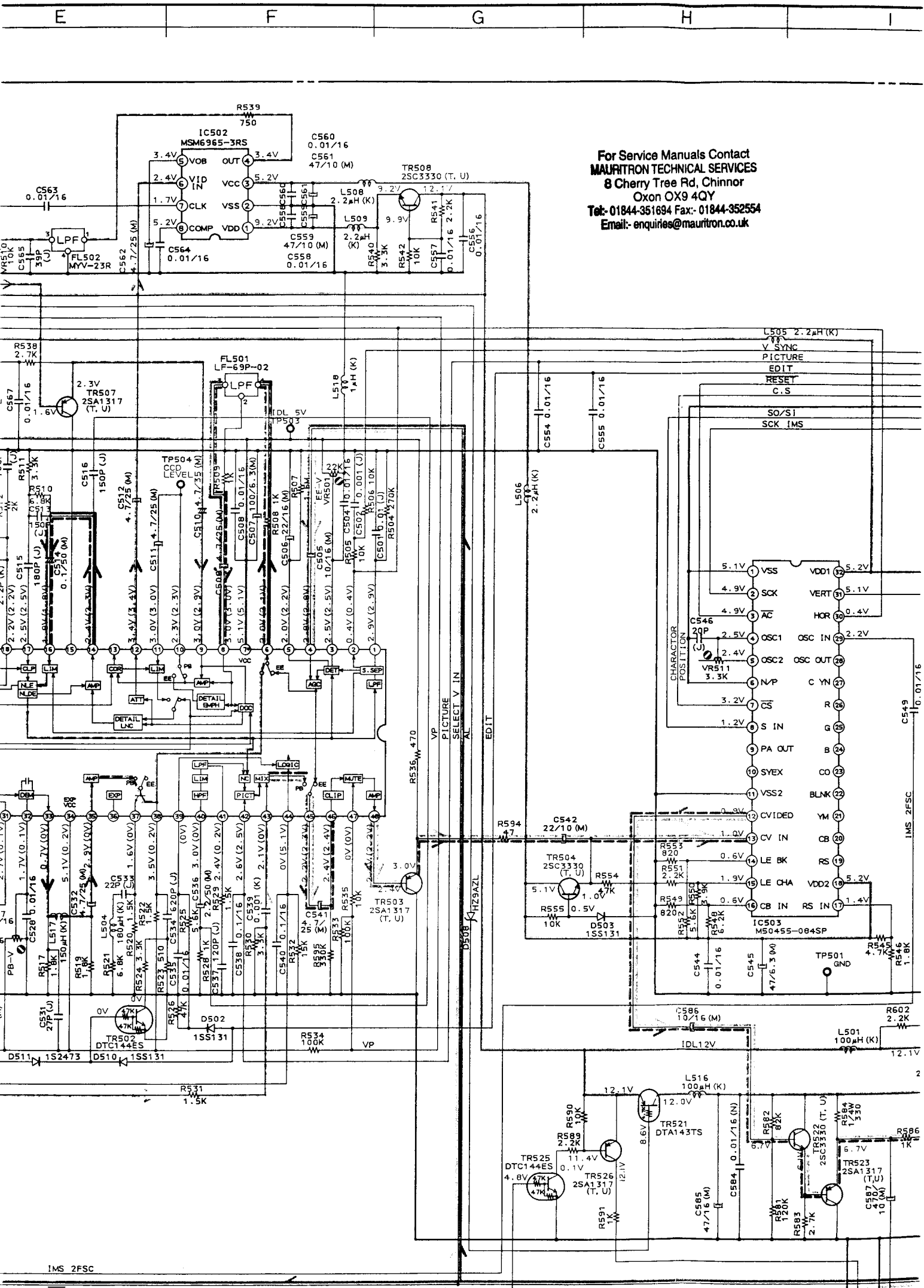


NOTE
 UNLESS OTHERWISE SPECIFIED
 ALL RESISTORS IN OHMS 1/8W(J)
 ALL CAPACITORS IN μ F 50WV(J)

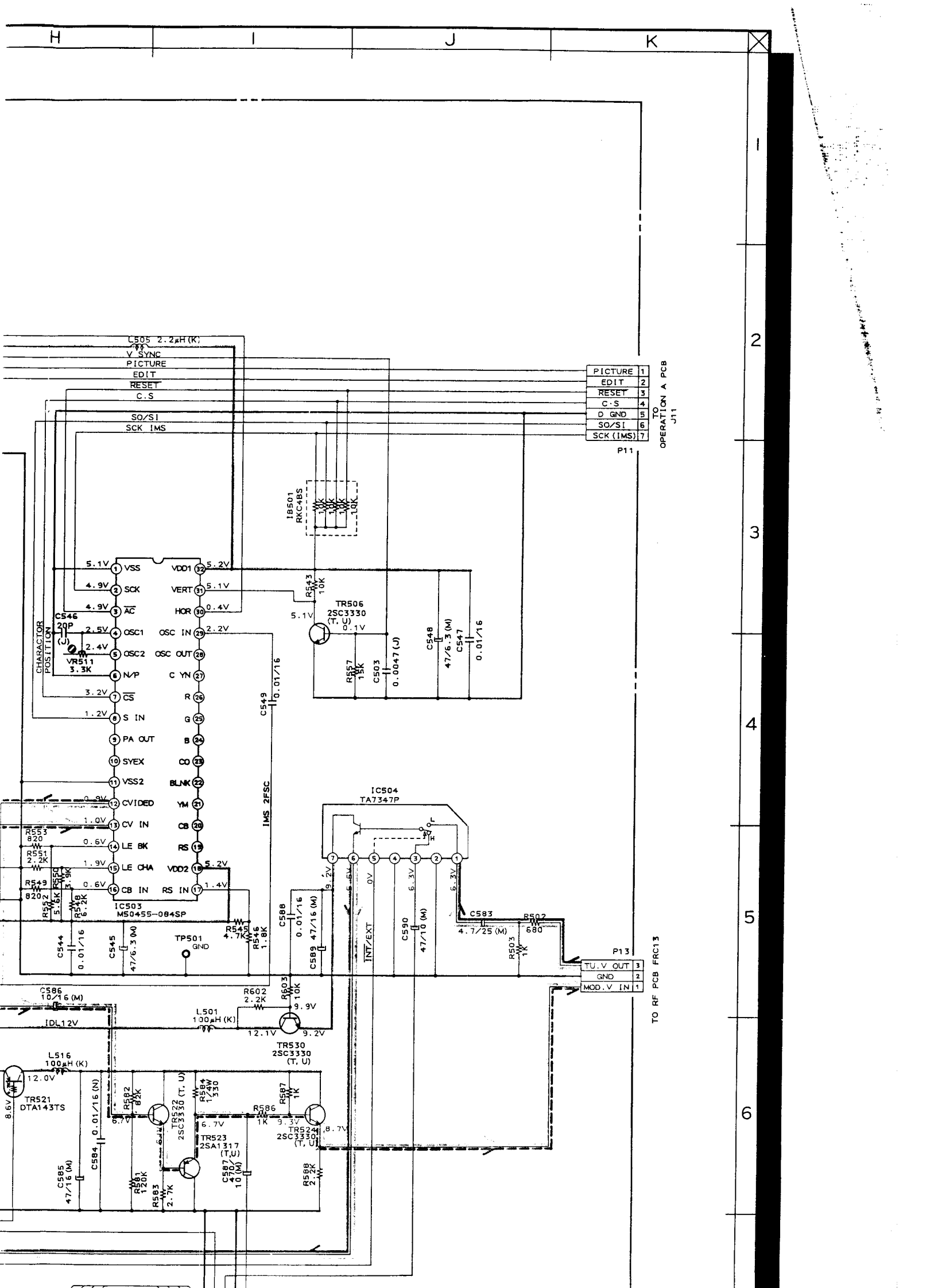
VS-A77EK
 MOTOR PCB
 SCHEMATIC DIAGRAM
 NO.14-2 V108619F







For Service Manuals Contact
MAURITRON TECHNICAL SERVICES
8 Cherry Tree Rd, Chinnor
Oxon OX9 4QY
Tel: 01844-351694 Fax: 01844-352554
Email: enquiries@mauritron.co.uk



PICTURE	1
EDIT	2
RESET	3
C-S	4
D-GND	5
SO/SI	6
SCK (IMS)	7

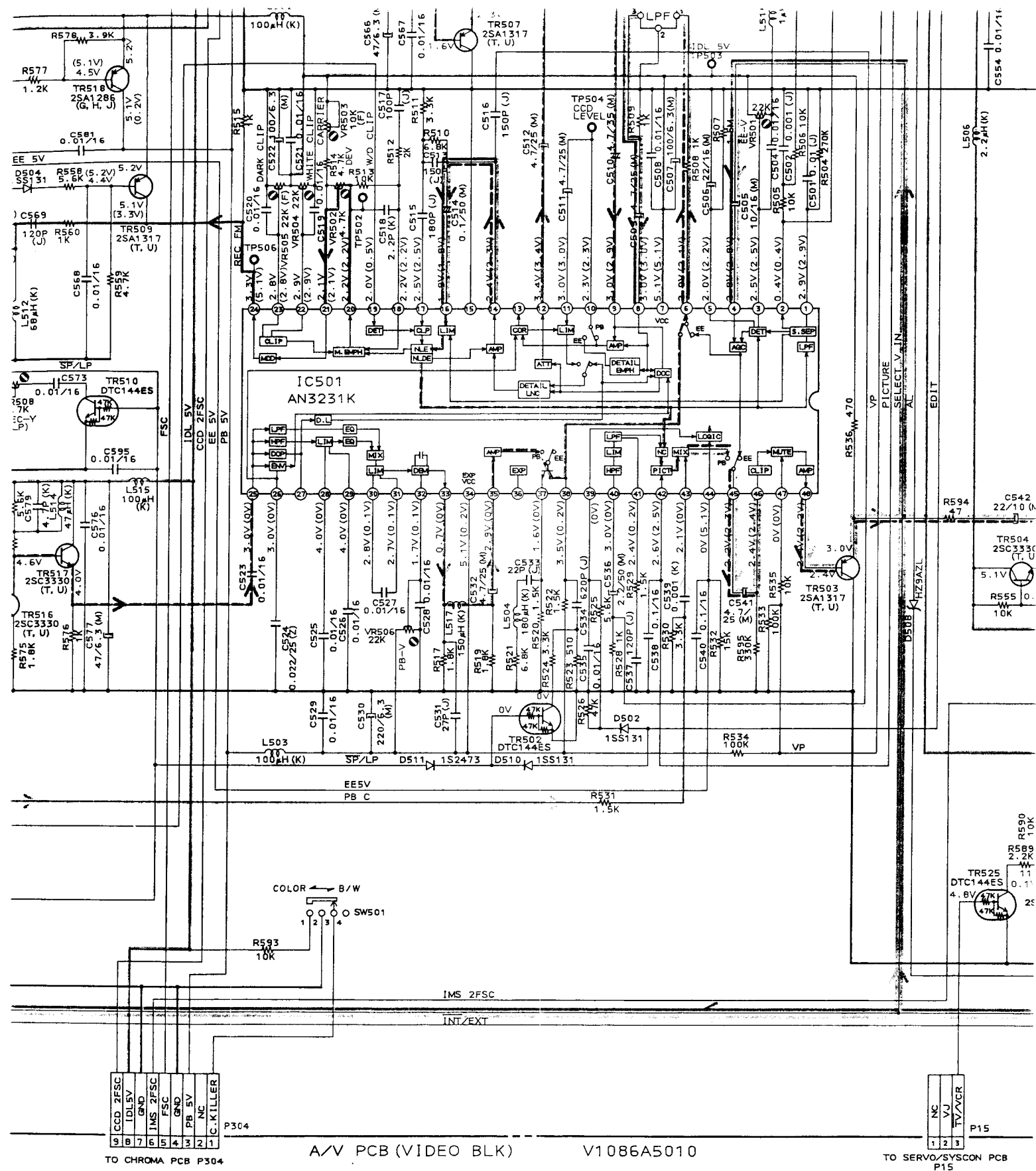
TO OPERATION A PCB
J11

P11

TU.V OUT	3
GND	2
MOD.V IN	1

TO RF PCB FRC13

1
2
3
4
5
6



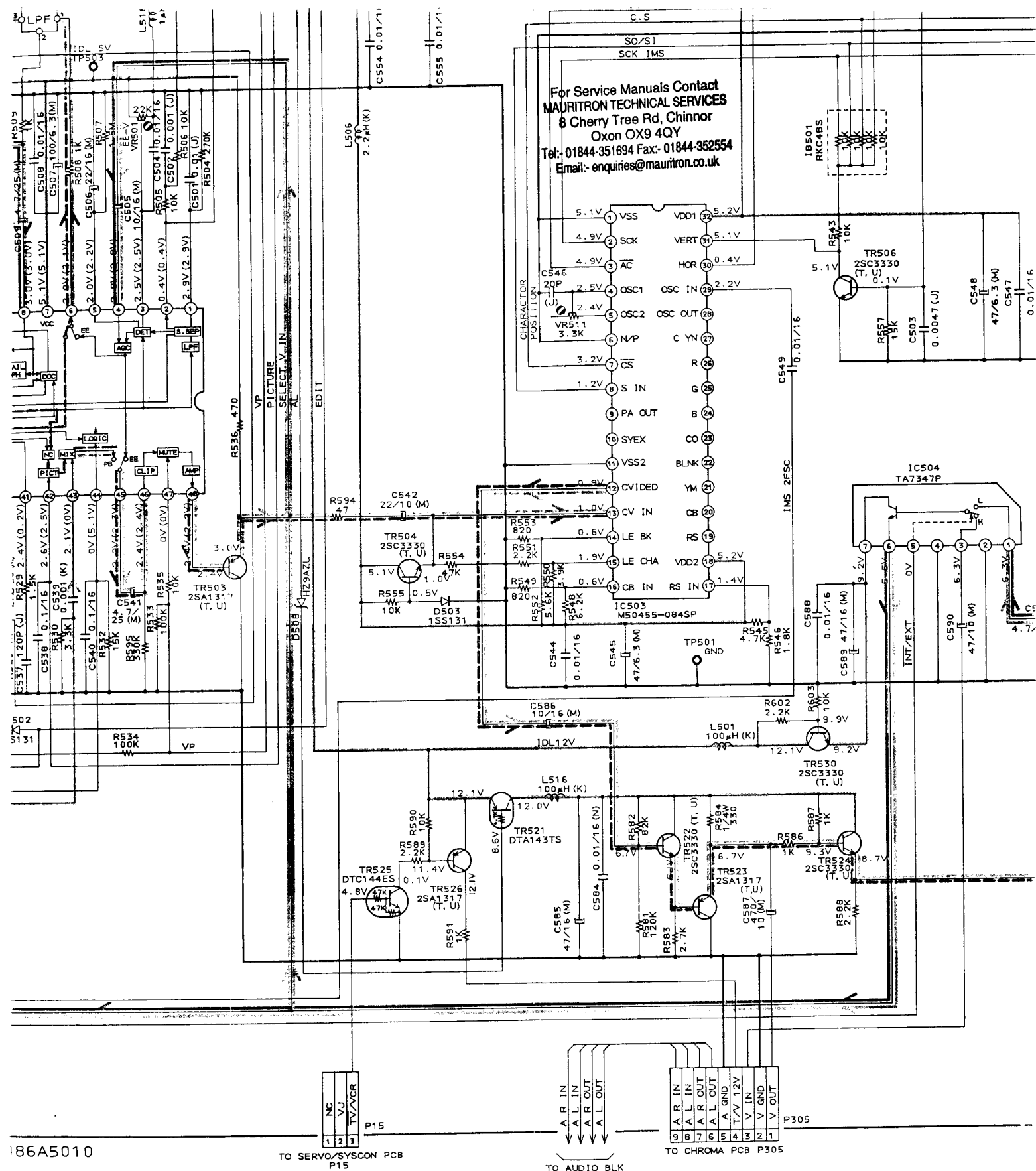
INDICATED VOLTAGE MEASURD IN P.B. MODE.
() : REC MODE.

D

E

F

G



ICATED VOLTAGE MEASURD IN P.B. MODE.
REC MODE.

B (POWER SUPPLY) LINE
CHROMA REC SIGNAL LINE
CHROMA PB SIGNAL LINE
Y REC SIGNAL LINE
Y PB SIGNAL LINE

NOTE
UNLESS OTHERWISE SPECIFIED
ALL RESISTORS IN OHMS 1/6W(J)
ALL CAPACITORS IN μ F 50WV(N)

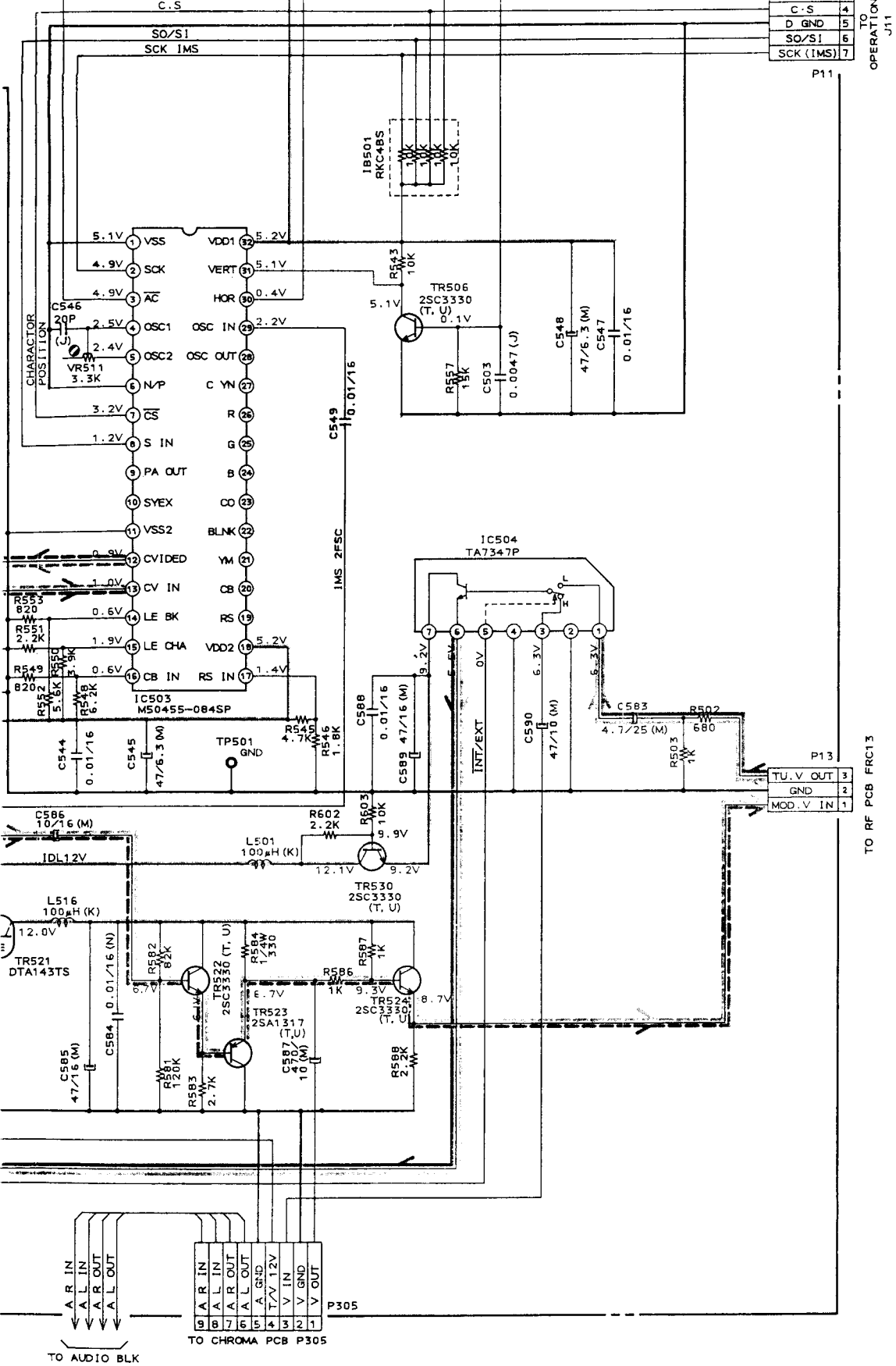
F

G

H

I

J



SUPPLY) LINE
 EC SIGNAL LINE
 B SIGNAL LINE
 GNAL LINE
 NAL LINE

NOTE
 UNLESS OTHERWISE SPECIFIED
 ALL RESISTORS IN OHMS 1/6W(J)
 ALL CAPACITORS IN μ F 50WV(N)

VS-A77EK
 AUDIO/VIDEO PCB
 (VIDEO BLK)
 SCHEMATIC DIAGRAM
 NO.14-3 V108622M
 5

3
 4
 5
 6
 7
 8

H

I

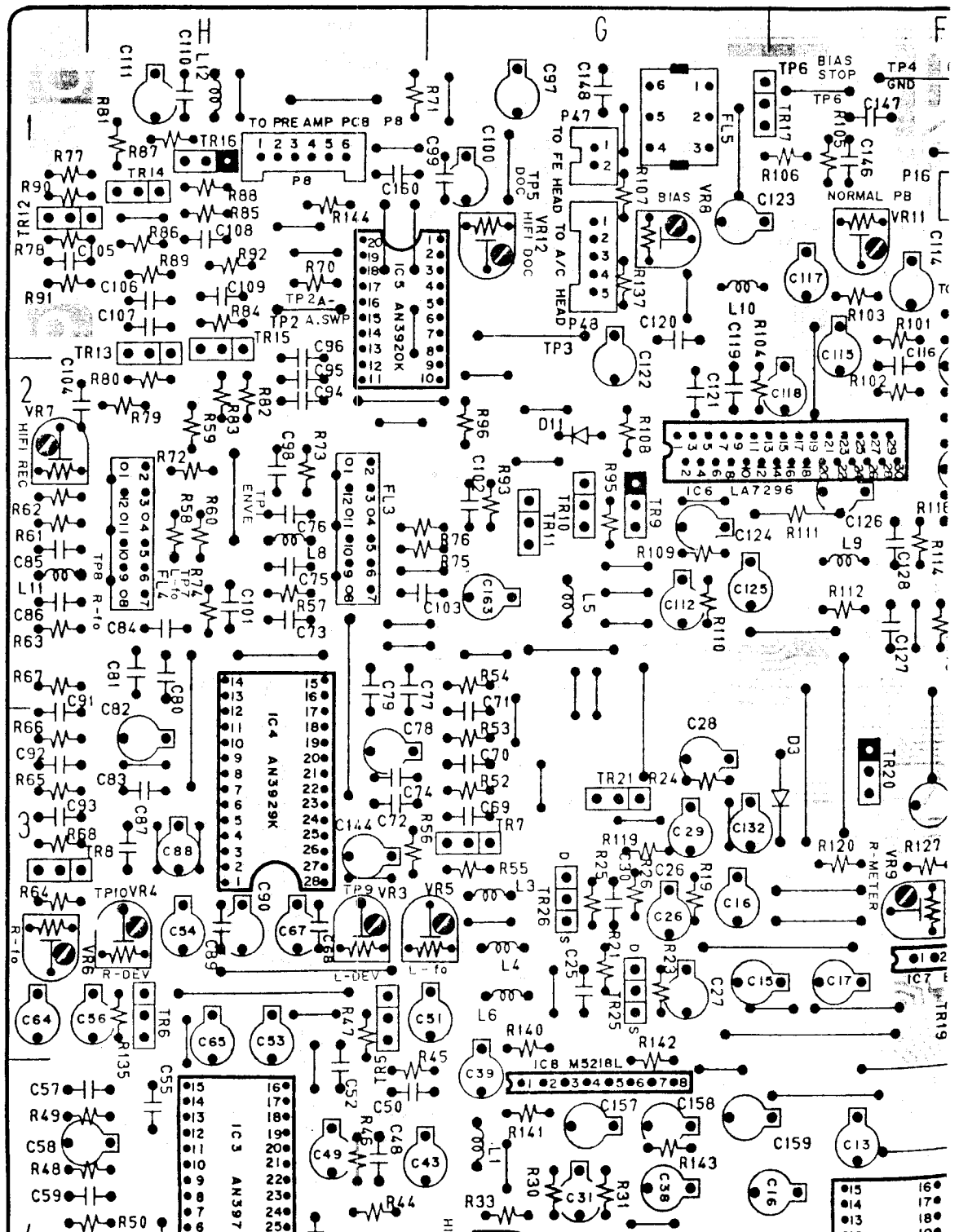
J

K

PRINCIPAL PARTS LOCATION

For Service Manuals Contact
MAURITRON TECHNICAL SERVICES
8 Cherry Tree Rd, Chinnor
Oxon OX9 4QY
Tel:- 01844-351694 Fax:- 01844-352554
Email:- enquiries@mauritron.co.uk

ICs	TRANSISTORS		
IC1 F4	TR3 G5	TR18 E3,4	TR502
IC2 G4	TR4 H5	TR19 F3	TR503
IC3 H4	TR5 H3	TR20 F3	TR504
IC4 H2,3	TR6 H3	TR21 G3	TR506
IC5 H,C1	TR7 G3	TR22 F3	TR507
IC6 G,F2	TR8 H3	TR24 E4	TR508
IC7 F3	TR9 G2	TR25 G3	TR509
IC8 G4	TR10 G2	TR26 G3	TR510
IC501 C3,4	TR11 G2	TR28 E2	TR512
IC502 D2	TR12 H1	TR29 E1	TR513
IC503 C2	TR13 H1	TR30 E4	TR514
IC504 A4	TR14 H1		TR515
	TR15 H1		TR516
	TR16 H1		TR517
	TR17 G1		



TRANSISTORS

TR 3 G5
 TR 4 H5
 TR 5 H3
 TR 6 H3
 TR 7 G3
 TR 8 H3
 TR 9 G2
 TR10 G2
 TR11 G2
 TR12 H1
 TR13 H1
 TR14 H1
 TR15 H1
 TR16 H1
 TR17 G1

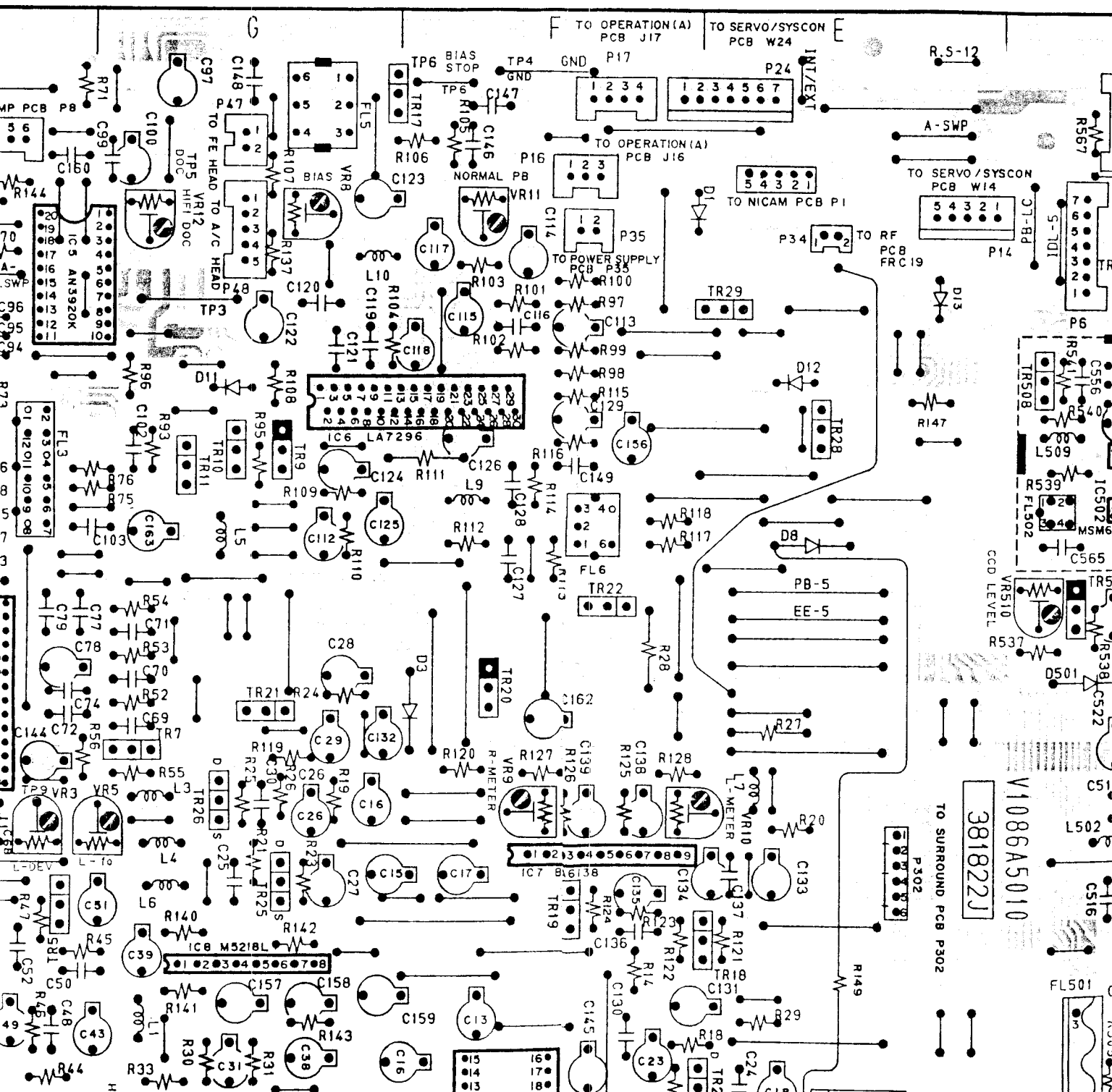
TR18 E3,4
 TR19 F3
 TR20 F3
 TR21 G3
 TR22 F3
 TR24 E4
 TR25 G3
 TR26 G3
 TR28 E2
 TR29 E1
 TR30 E4

TR502 B4
 TR503 C4
 TR504 C2
 TR506 D2,3
 TR507 D2,3
 TR508 D2
 TR509 C1
 TR510 C1
 TR512 D1
 TR513 D1
 TR514 D1
 TR515 D1
 TR516 C1
 TR517 B1

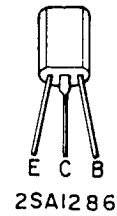
TR518 B1
 TR519 B1
 TR520 B1
 TR521 A1
 TR522 B3
 TR523 B3
 TR524 B3
 TR525 B4
 TR526 B4
 TR529 D1,2
 TR530 B4

CONNECTORS

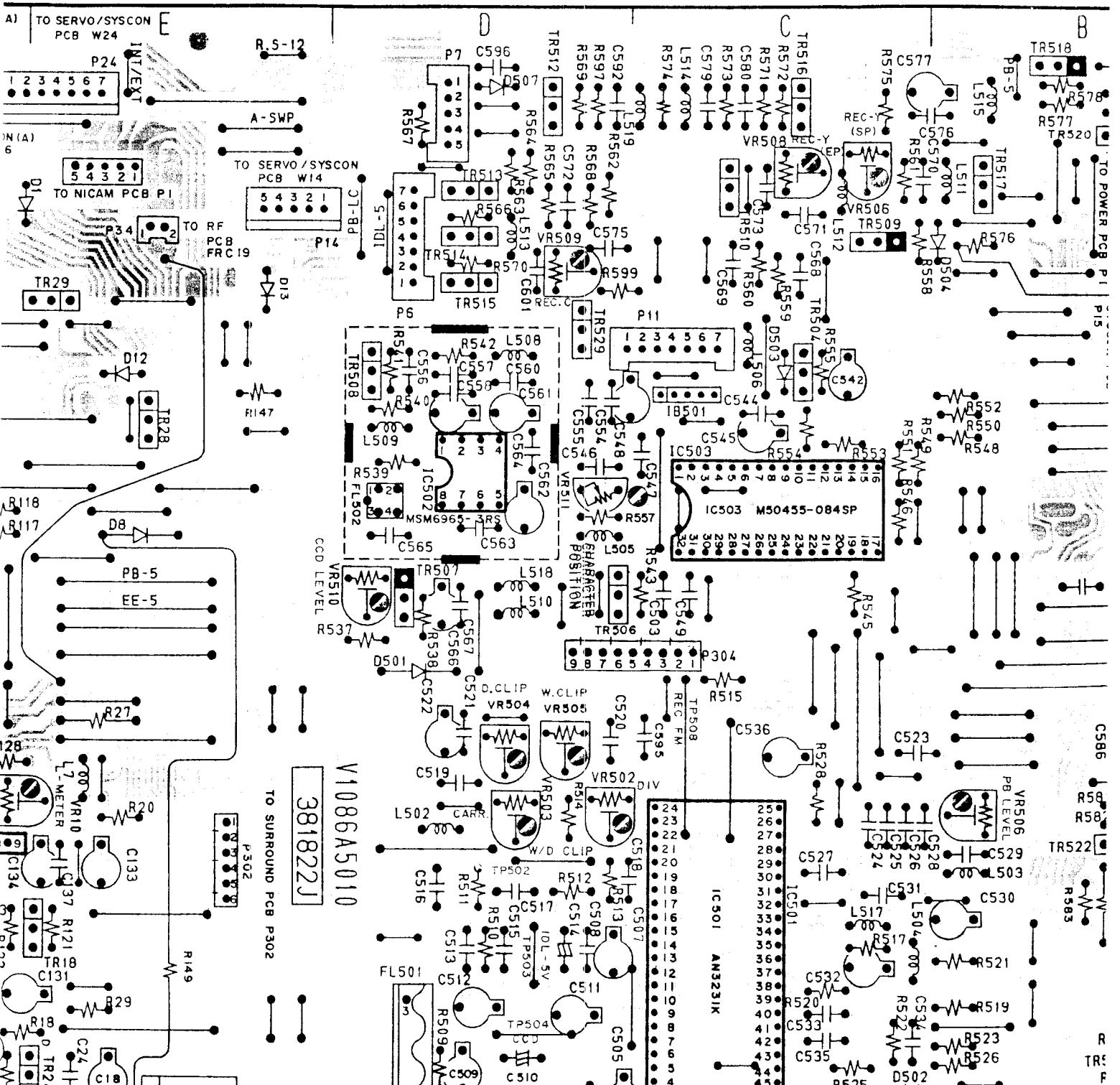
P6 D1
 P7 D1
 P8 H1
 P11 C2
 P12 A,B1
 P13 A,B1
 P14 E1
 P15 B2
 P16 F1
 P17 F1
 P18 G4
 P19 E1
 P24 E,F1
 P34 E1



P6.....D1	P35.....F1
P7.....D1	P47.....G1
P8.....H1	P48.....G1
P11.....C2	P301.....G4
P12....A,B1	P302.....E3
P13....A,B1	P303.....D5
P14.....E1	P304....C,D3
P15.....B2	P305....A,B5
P16.....F1	
P17.....F1	J1.....B1
P18.....G4	
P19.....E1	
P24....E,F1	
P34.....E1	



2SA1317
2SC3330
DTA114ES
DTC124TS
DTB144WS
DTC114ES
DTC144ES



2SA1286
E C B

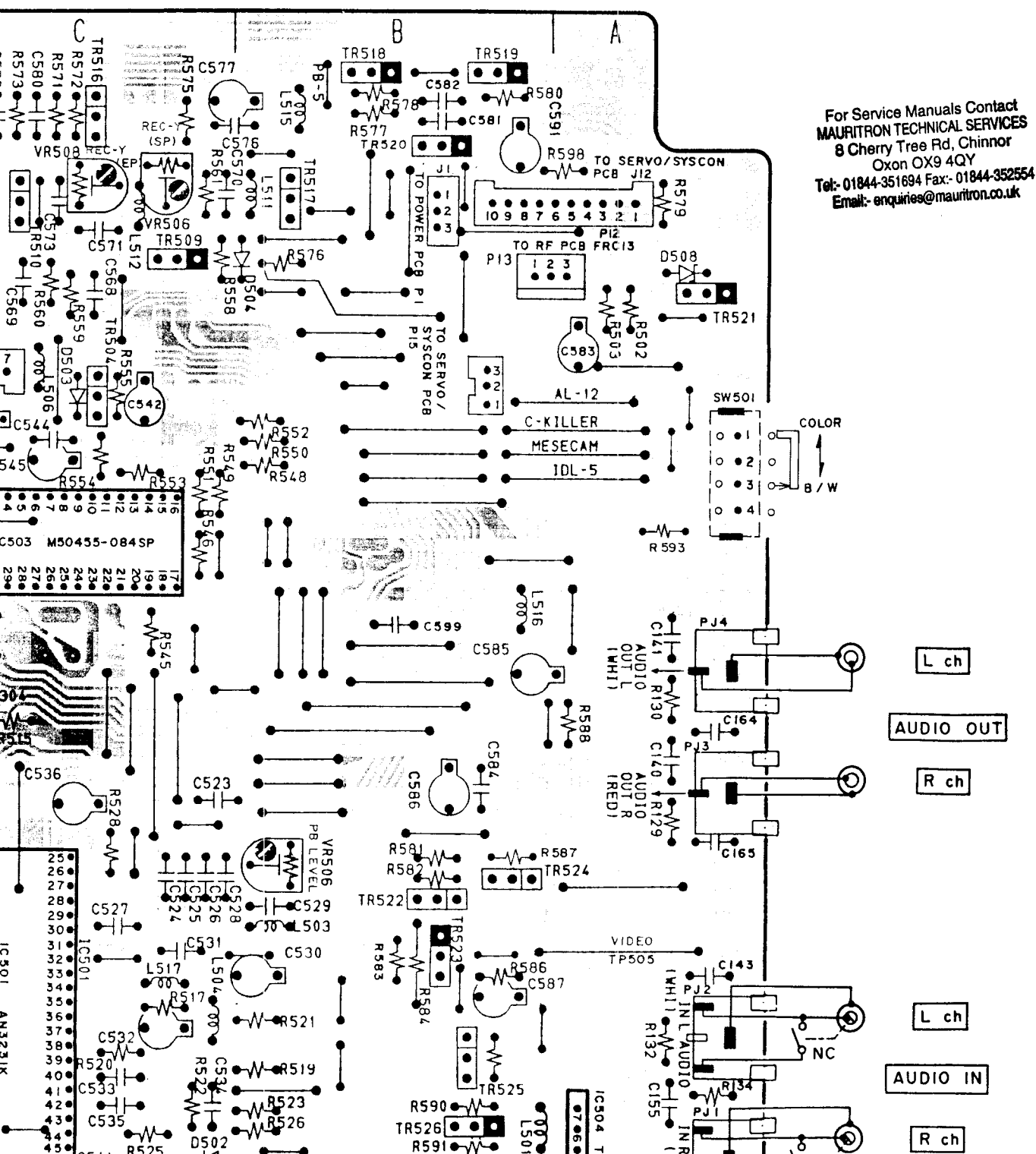
2SA1317
2SC3330
DTA114ES
DTC124TS
DTB144WS
DTC114ES
DTC144ES
E C B

2SJ103
S G D

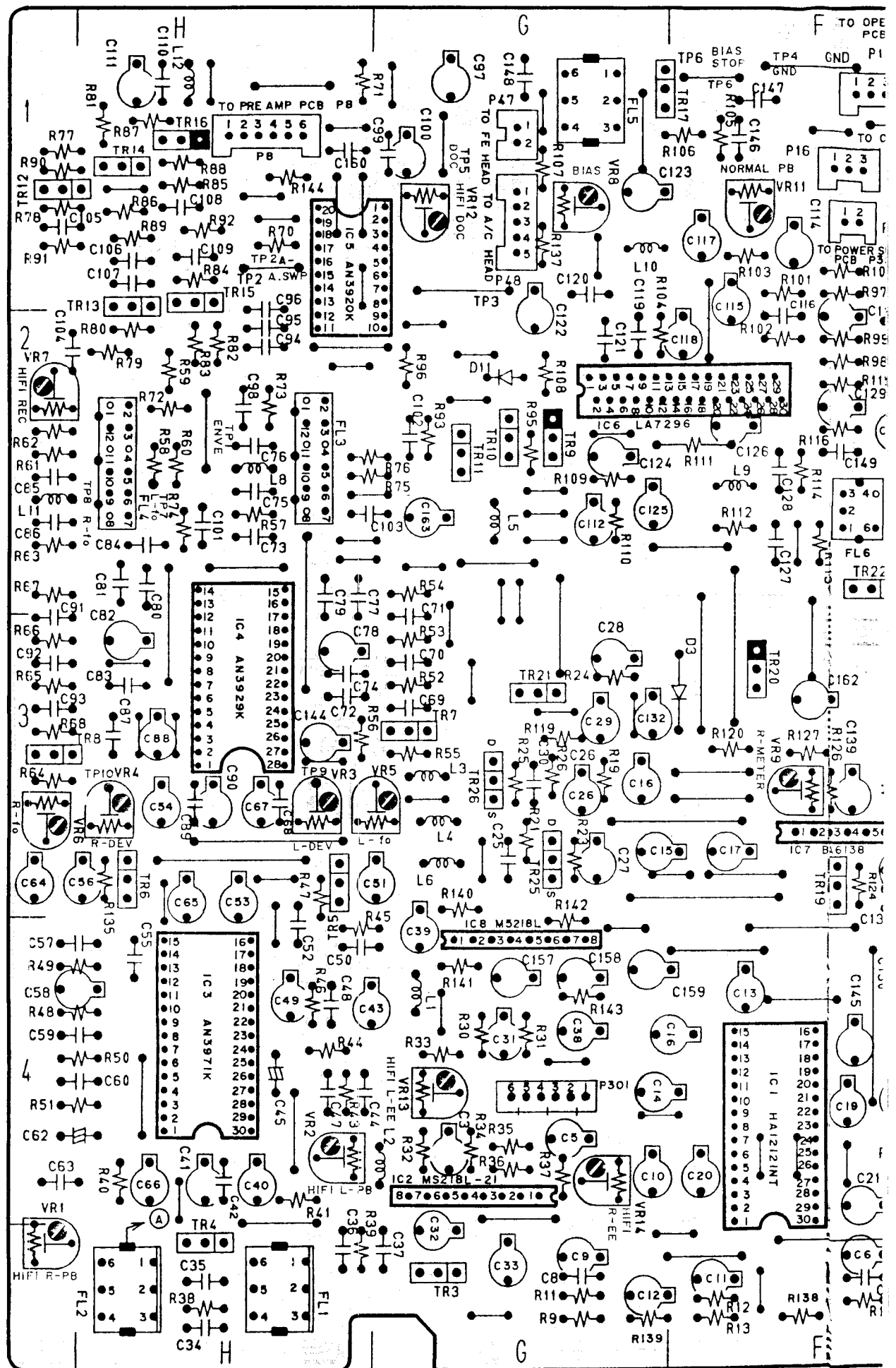
S D
FET

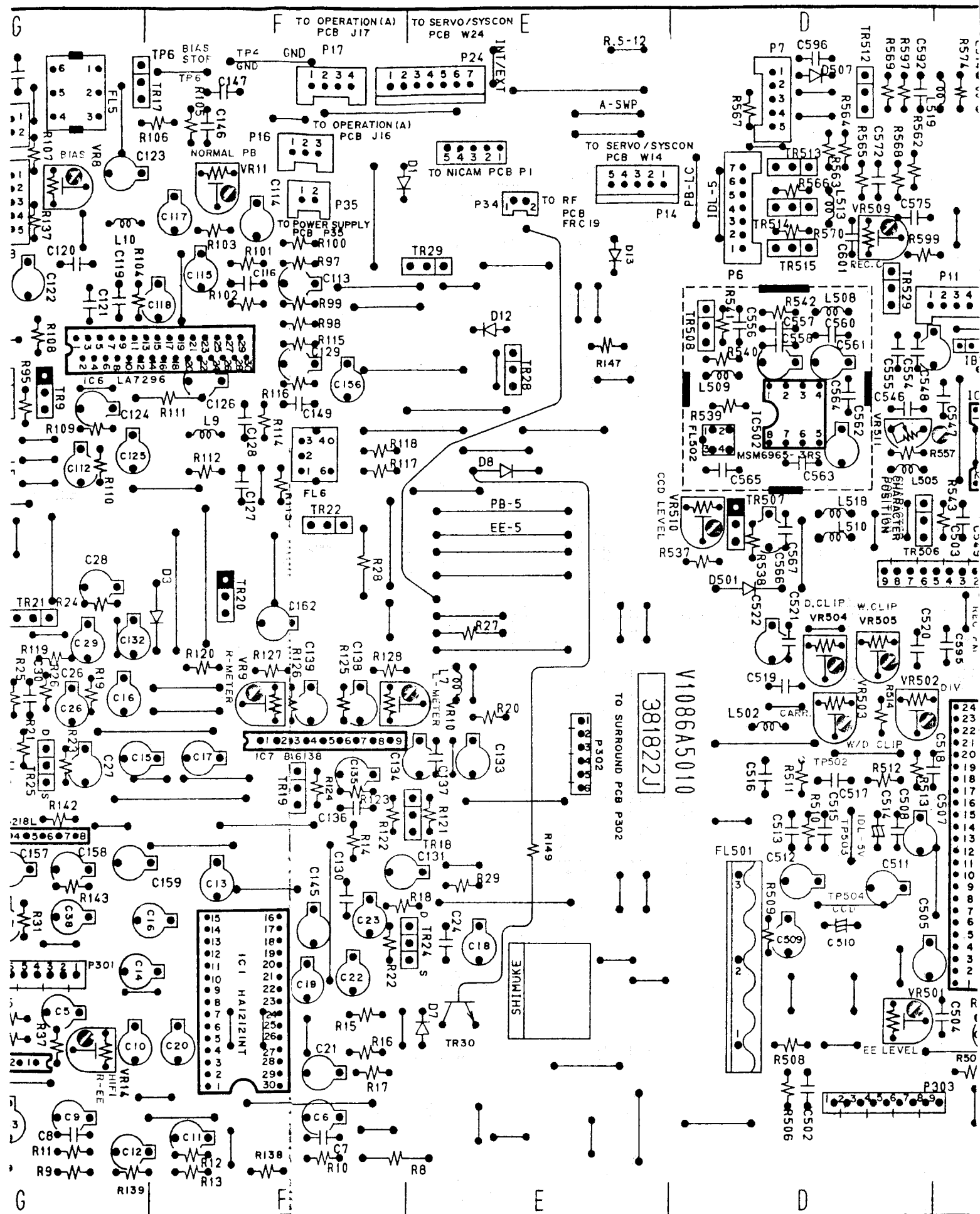
B
PNP TRANSISTOR

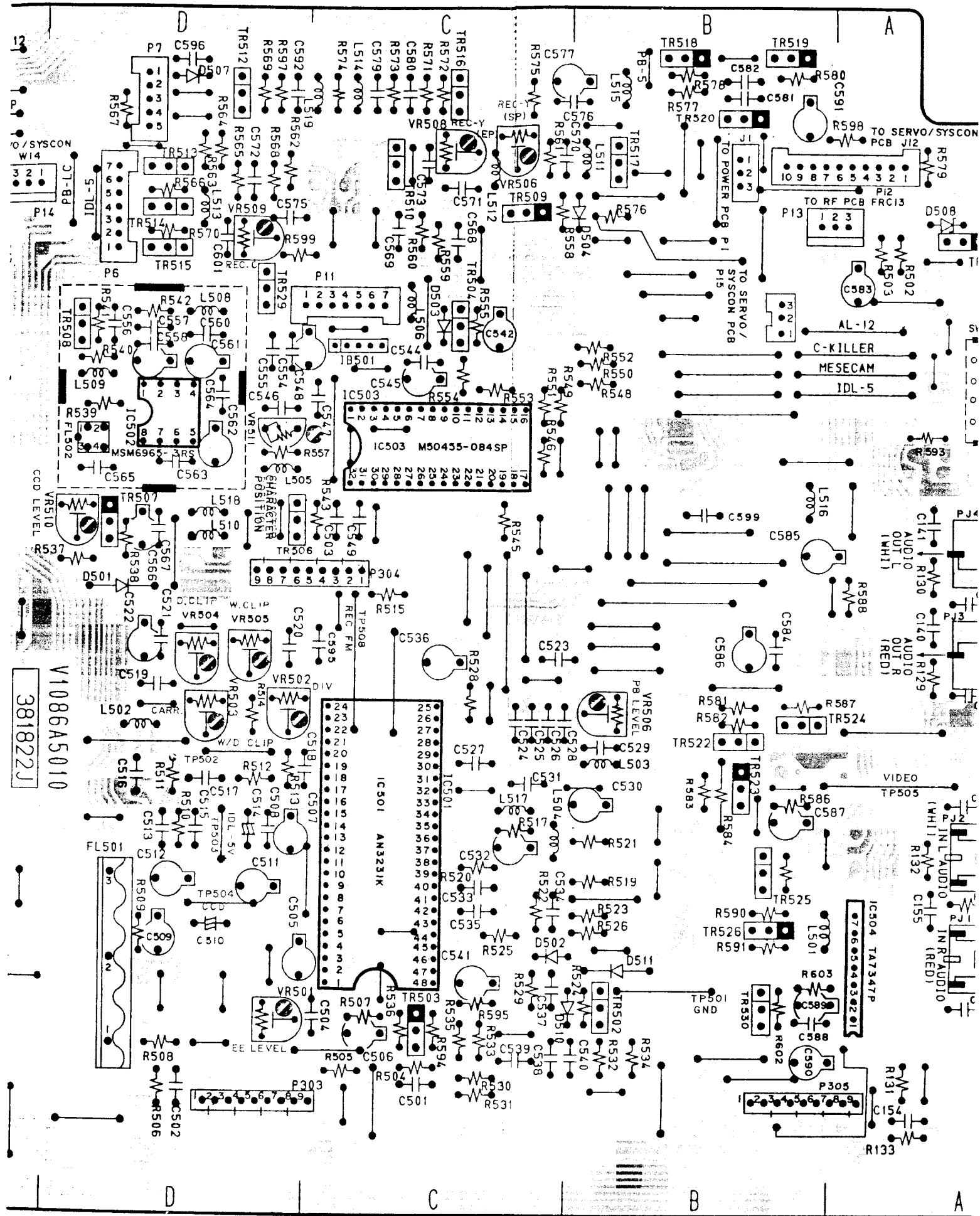
B
NPN TRANSISTOR



For Service Manuals Contact
MAURITRON TECHNICAL SERVICES
8 Cherry Tree Rd, Chinnor
Oxon OX9 4QY
Tel:- 01844-351694 Fax:- 01844-352554
Email:- enquiries@mauritron.co.uk

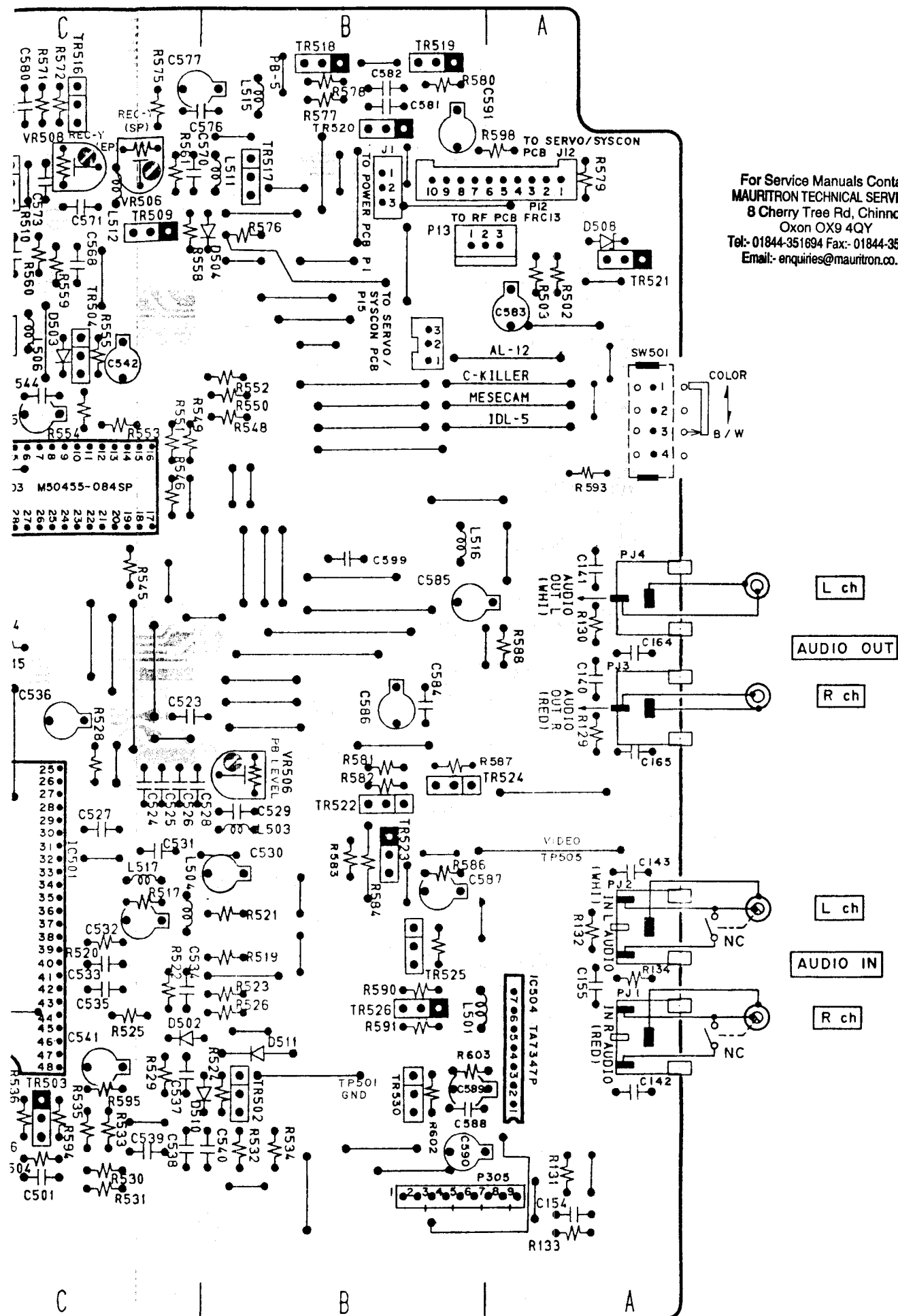




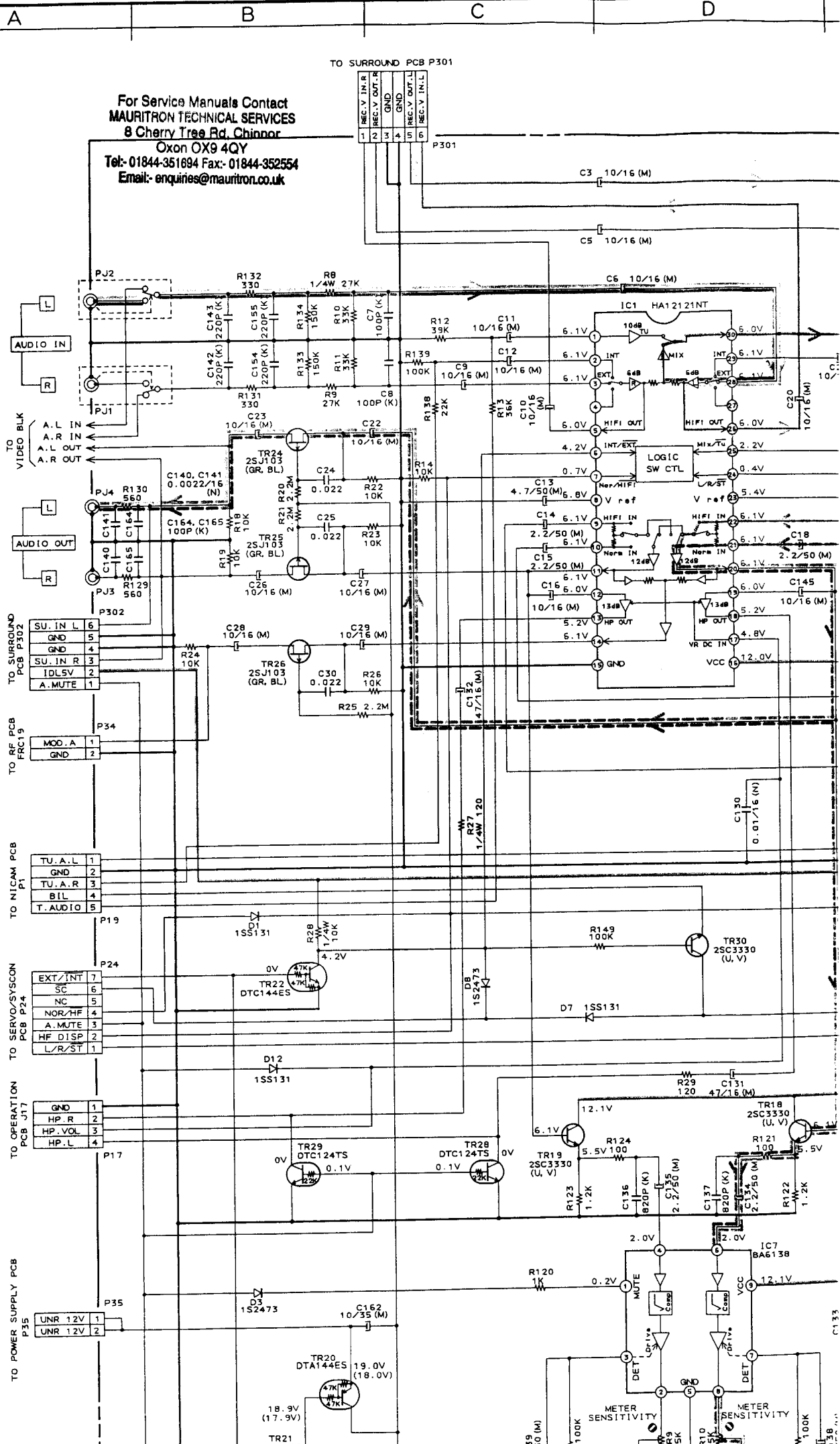


AUDIO / VIDEO PCB V1086A5010

For Service Manuals Contact
MAURITRON TECHNICAL SERVICES
 8 Cherry Tree Rd, Chinnor
 Oxon OX9 4QY
 Tel: 01844-351694 Fax: 01844-352554
 Email: enquiries@mauritron.co.uk

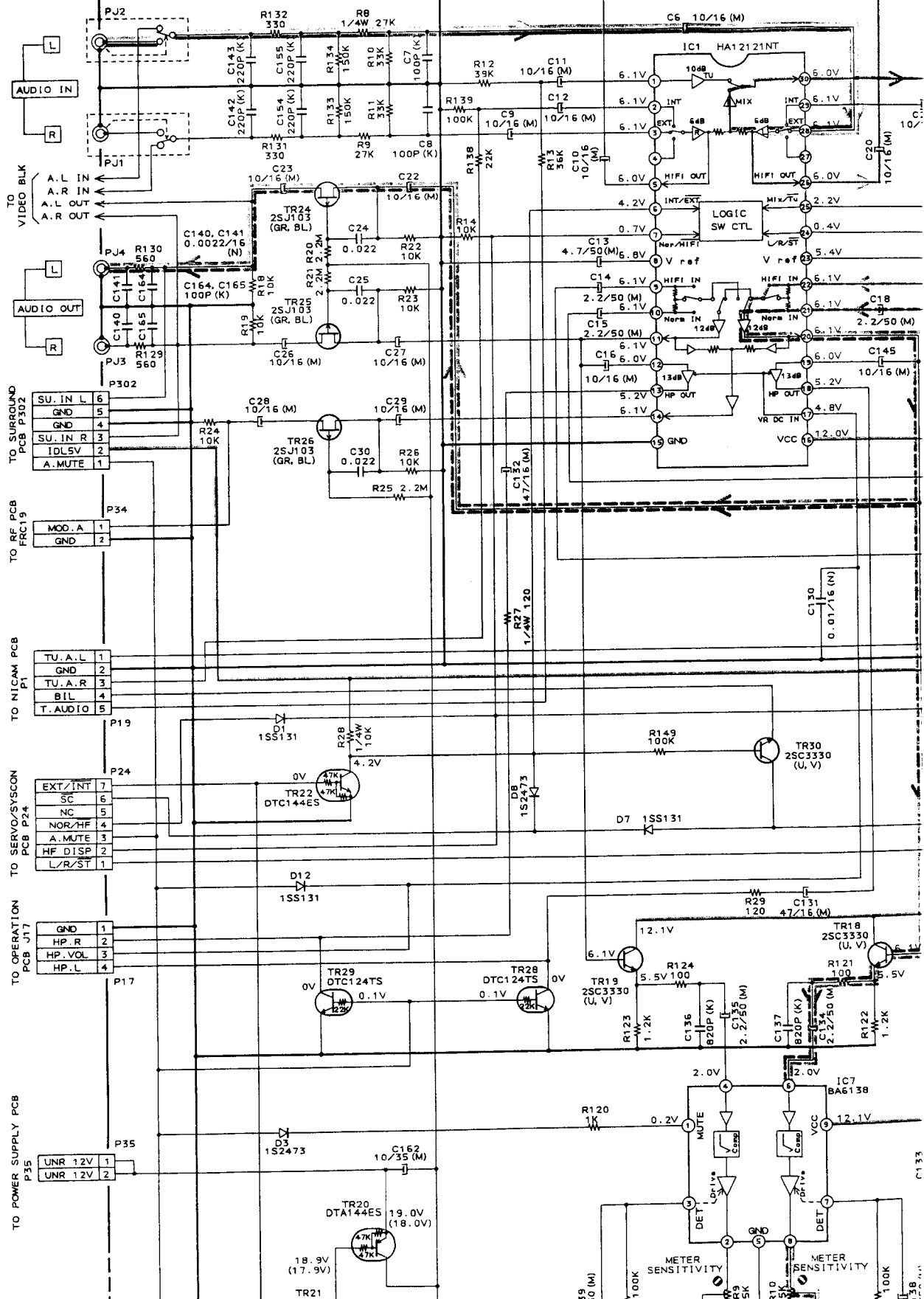


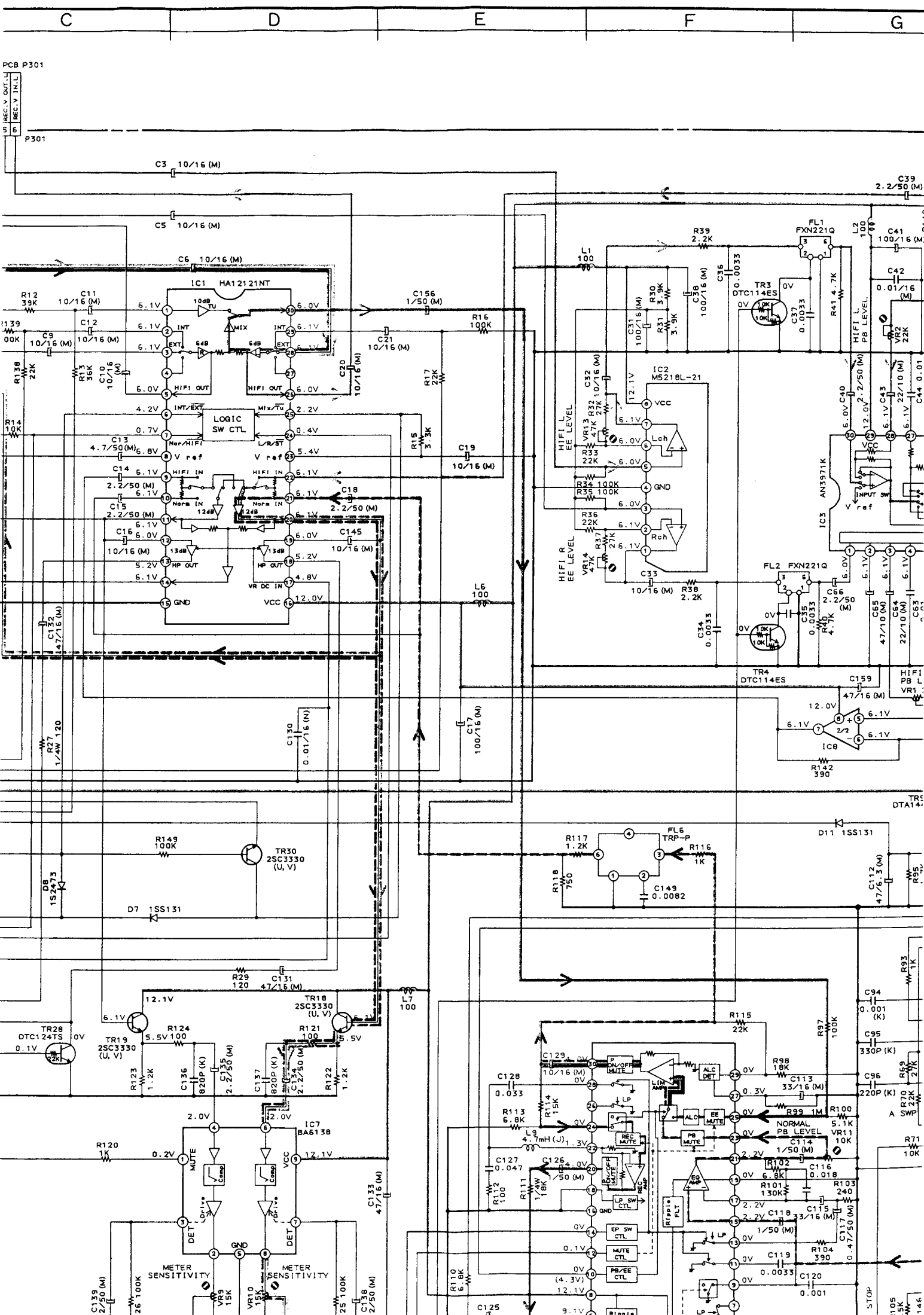
DIO / VIDEO PCB VIO86A5010



For Service Manuals Contact
MAURITRON TECHNICAL SERVICES
8 Cherry Tree Rd, Chinnor
Oxon OX9 4QY
Tel: 01844-351694 Fax: 01844-352554
Email: enquiries@mauritron.co.uk

TO SURROUND PCB P301





PCB P301

REC. V. OUT. L
REC. V. IN. L
5 6

P301

C3 10/16 (M)

C5 10/16 (M)

C6 10/16 (M)

C11 10/16 (M)

C12 10/16 (M)

C10 10/16 (M)

C13 4.7/50 (M)

C14 6.1V

C15 2.2/50 (M)

C16 6.0V

C17 100/16 (M)

C18 2.2/50 (M)

C19 10/16 (M)

C20 10/16 (M)

C21 10/16 (M)

C22 10/16 (M)

C23 10/16 (M)

C24 10/16 (M)

C25 10/16 (M)

C26 10/16 (M)

C27 10/16 (M)

C28 10/16 (M)

C29 10/16 (M)

C30 10/16 (M)

C31 10/16 (M)

C32 10/16 (M)

C33 10/16 (M)

C34 10/16 (M)

C35 10/16 (M)

C36 10/16 (M)

C37 10/16 (M)

C38 10/16 (M)

C39 10/16 (M)

C40 10/16 (M)

C41 10/16 (M)

C42 10/16 (M)

C43 10/16 (M)

C44 10/16 (M)

C45 10/16 (M)

C46 10/16 (M)

C47 10/16 (M)

C48 10/16 (M)

C49 10/16 (M)

C50 10/16 (M)

C51 10/16 (M)

C52 10/16 (M)

C53 10/16 (M)

C54 10/16 (M)

C55 10/16 (M)

C56 10/16 (M)

C57 10/16 (M)

C58 10/16 (M)

C59 10/16 (M)

C60 10/16 (M)

C61 10/16 (M)

C62 10/16 (M)

C63 10/16 (M)

C64 10/16 (M)

C65 10/16 (M)

C66 10/16 (M)

C67 10/16 (M)

C68 10/16 (M)

C69 10/16 (M)

C70 10/16 (M)

C71 10/16 (M)

C72 10/16 (M)

C73 10/16 (M)

C74 10/16 (M)

C75 10/16 (M)

C76 10/16 (M)

C77 10/16 (M)

C78 10/16 (M)

C79 10/16 (M)

C80 10/16 (M)

C81 10/16 (M)

C82 10/16 (M)

C83 10/16 (M)

C84 10/16 (M)

C85 10/16 (M)

C86 10/16 (M)

C87 10/16 (M)

C88 10/16 (M)

C89 10/16 (M)

C90 10/16 (M)

C91 10/16 (M)

C92 10/16 (M)

C93 10/16 (M)

C94 10/16 (M)

C95 10/16 (M)

C96 10/16 (M)

C97 10/16 (M)

C98 10/16 (M)

C99 10/16 (M)

C100 10/16 (M)

C101 10/16 (M)

C102 10/16 (M)

C103 10/16 (M)

C104 10/16 (M)

C105 10/16 (M)

C106 10/16 (M)

C107 10/16 (M)

C108 10/16 (M)

C109 10/16 (M)

C110 10/16 (M)

C111 10/16 (M)

C112 10/16 (M)

C113 10/16 (M)

C114 10/16 (M)

C115 10/16 (M)

C116 10/16 (M)

C117 10/16 (M)

C118 10/16 (M)

C119 10/16 (M)

C120 10/16 (M)

C121 10/16 (M)

C122 10/16 (M)

C123 10/16 (M)

C124 10/16 (M)

C125 10/16 (M)

C126 10/16 (M)

C127 10/16 (M)

C128 10/16 (M)

C129 10/16 (M)

C130 10/16 (M)

C131 10/16 (M)

C132 10/16 (M)

C133 10/16 (M)

C134 10/16 (M)

C135 10/16 (M)

C136 10/16 (M)

C137 10/16 (M)

C138 10/16 (M)

C139 10/16 (M)

C140 10/16 (M)

C141 10/16 (M)

C142 10/16 (M)

C143 10/16 (M)

C144 10/16 (M)

C145 10/16 (M)

C146 10/16 (M)

C147 10/16 (M)

C148 10/16 (M)

C149 10/16 (M)

C150 10/16 (M)

C151 10/16 (M)

C152 10/16 (M)

C153 10/16 (M)

C154 10/16 (M)

C155 10/16 (M)

C156 10/16 (M)

C157 10/16 (M)

C158 10/16 (M)

C159 10/16 (M)

C160 10/16 (M)

C161 10/16 (M)

C162 10/16 (M)

C163 10/16 (M)

C164 10/16 (M)

C165 10/16 (M)

C166 10/16 (M)

C167 10/16 (M)

C168 10/16 (M)

C169 10/16 (M)

C170 10/16 (M)

C171 10/16 (M)

C172 10/16 (M)

C173 10/16 (M)

C174 10/16 (M)

C175 10/16 (M)

C176 10/16 (M)

C177 10/16 (M)

C178 10/16 (M)

C179 10/16 (M)

C180 10/16 (M)

C181 10/16 (M)

C182 10/16 (M)

C183 10/16 (M)

C184 10/16 (M)

C185 10/16 (M)

C186 10/16 (M)

C187 10/16 (M)

C188 10/16 (M)

C189 10/16 (M)

C190 10/16 (M)

C191 10/16 (M)

C192 10/16 (M)

C193 10/16 (M)

C194 10/16 (M)

C195 10/16 (M)

C196 10/16 (M)

C197 10/16 (M)

C198 10/16 (M)

C199 10/16 (M)

C200 10/16 (M)

C201 10/16 (M)

C202 10/16 (M)

C203 10/16 (M)

C204 10/16 (M)

C205 10/16 (M)

C206 10/16 (M)

C207 10/16 (M)

C208 10/16 (M)

C209 10/16 (M)

C210 10/16 (M)

C211 10/16 (M)

C212 10/16 (M)

C213 10/16 (M)

C214 10/16 (M)

C215 10/16 (M)

C216 10/16 (M)

C217 10/16 (M)

C218 10/16 (M)

C219 10/16 (M)

C220 10/16 (M)

C221 10/16 (M)

C222 10/16 (M)

C223 10/16 (M)

C224 10/16 (M)

C225 10/16 (M)

C226 10/16 (M)

C227 10/16 (M)

C228 10/16 (M)

C229 10/16 (M)

C230 10/16 (M)

C231 10/16 (M)

C232 10/16 (M)

C233 10/16 (M)

C234 10/16 (M)

C235 10/16 (M)

C236 10/16 (M)

C237 10/16 (M)

C238 10/16 (M)

C239 10/16 (M)

C240 10/16 (M)

C241 10/16 (M)

C242 10/16 (M)

C243 10/16 (M)

C244 10/16 (M)

C245 10/16 (M)

C246 10/16 (M)

C247 10/16 (M)

C248 10/16 (M)

C249 10/16 (M)

C250 10/16 (M)

C251 10/16 (M)

C252 10/16 (M)

C253 10/16 (M)

C254 10/16 (M)

C255 10/16 (M)

C256 10/16 (M)

C257 10/16 (M)

C258 10/16 (M)

C259 10/16 (M)

C260 10/16 (M)

C261 10/16 (M)

C262 10/16 (M)

C263 10/16 (M)

C264 10/16 (M)

C265 10/16 (M)

C266 10/16 (M)

C267 10/16 (M)

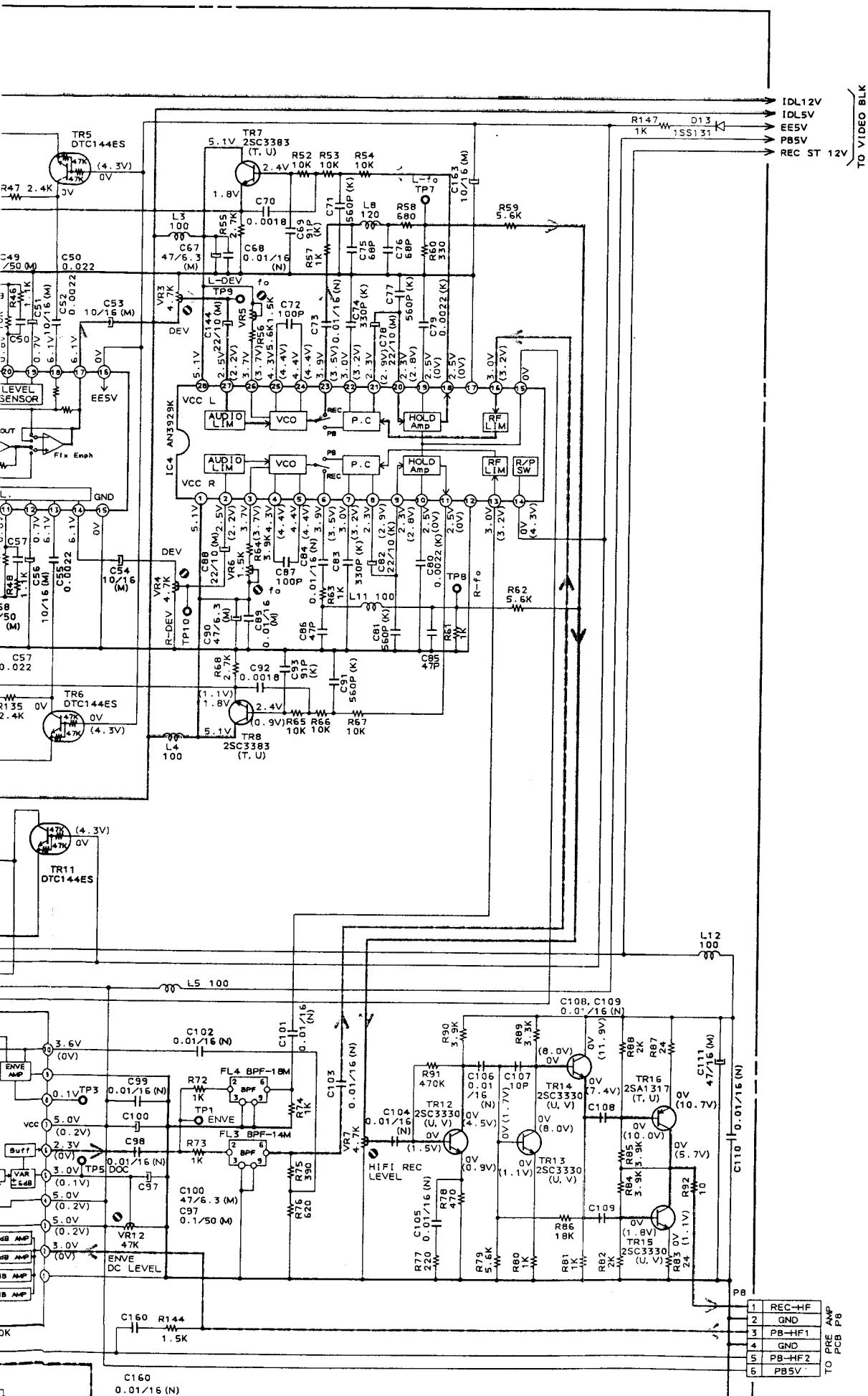
C268 10/16 (M)

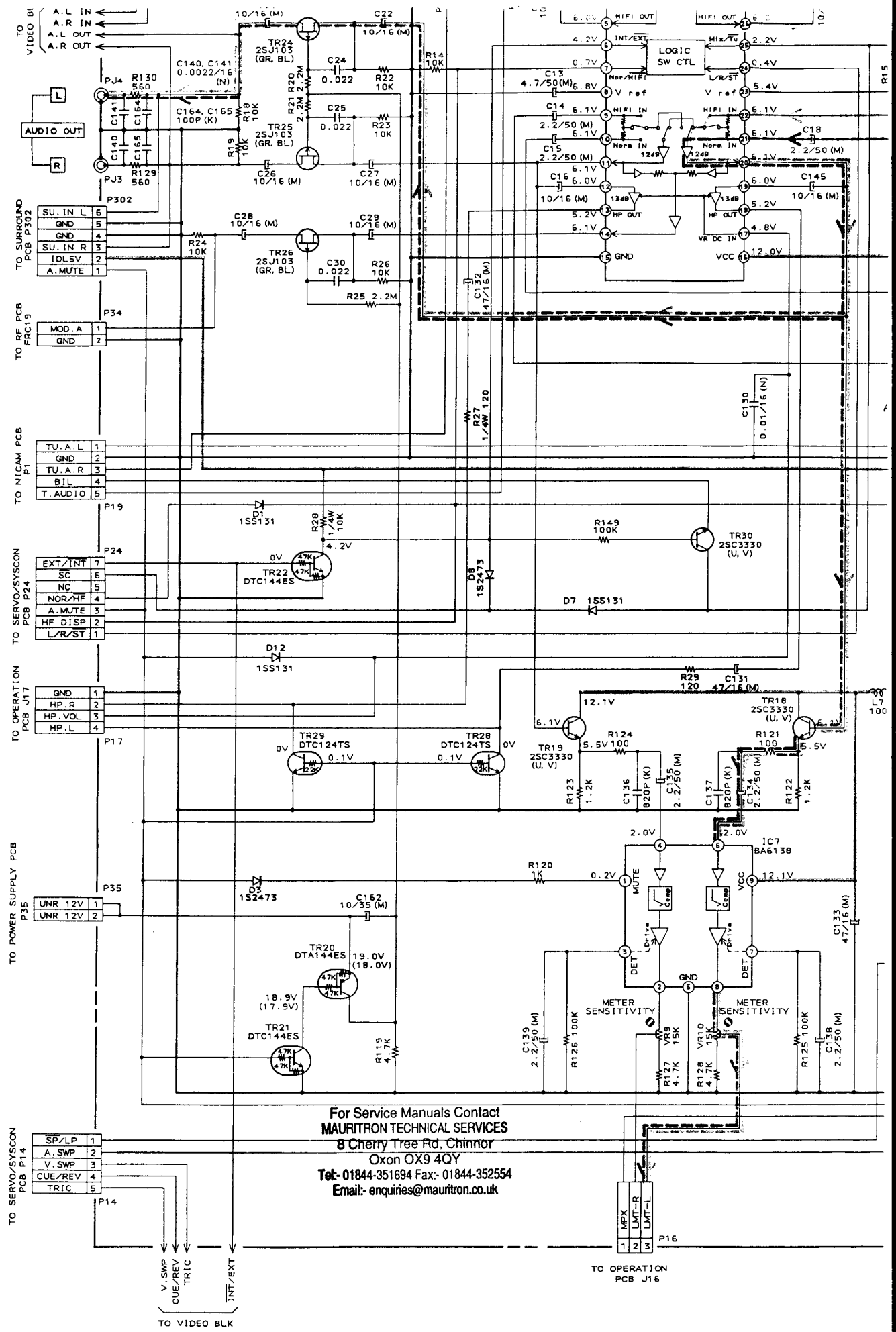
C269 10/16 (M)

C270 10/16 (M)

C271 10/16 (







3

4

5

6

7

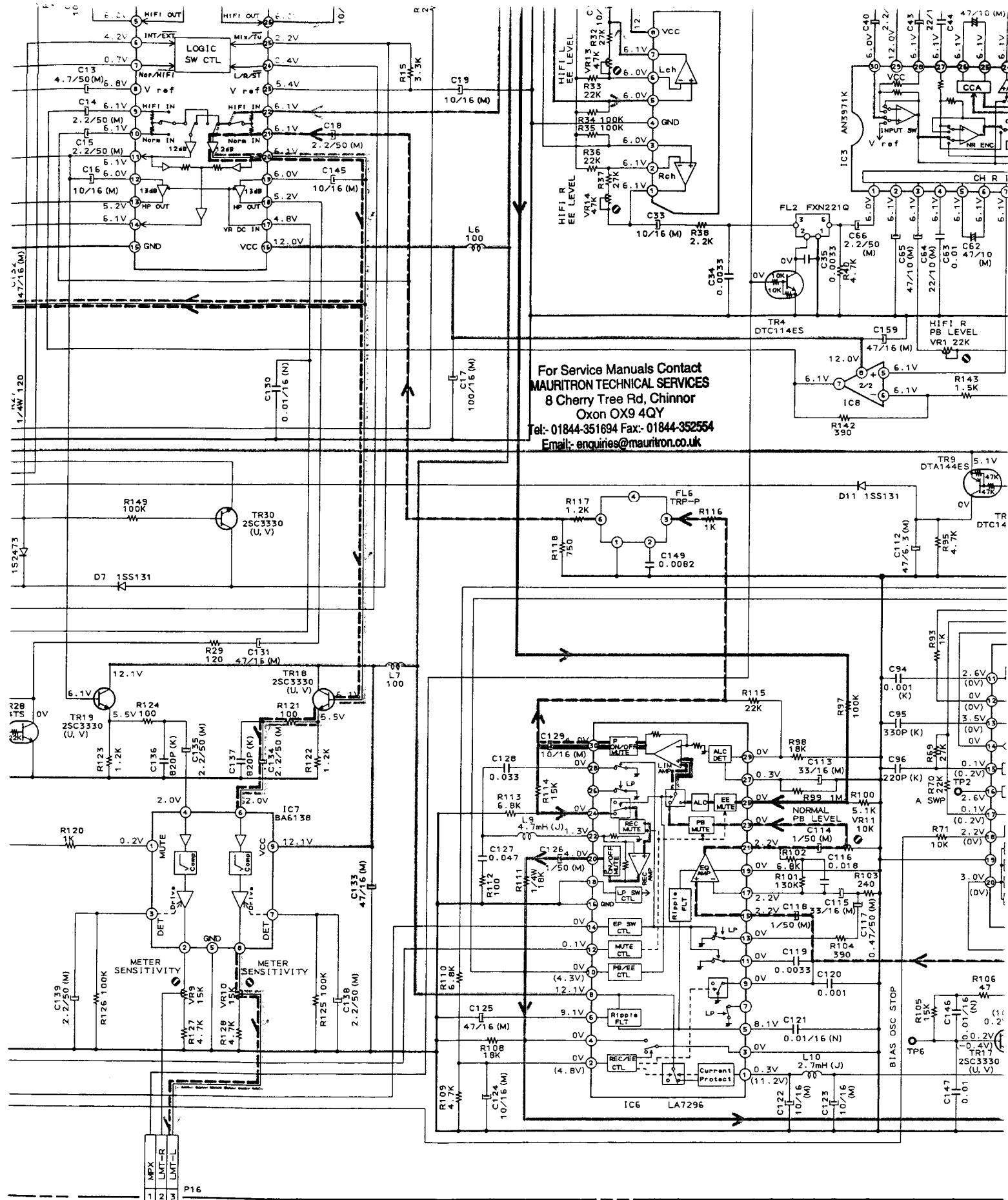
8

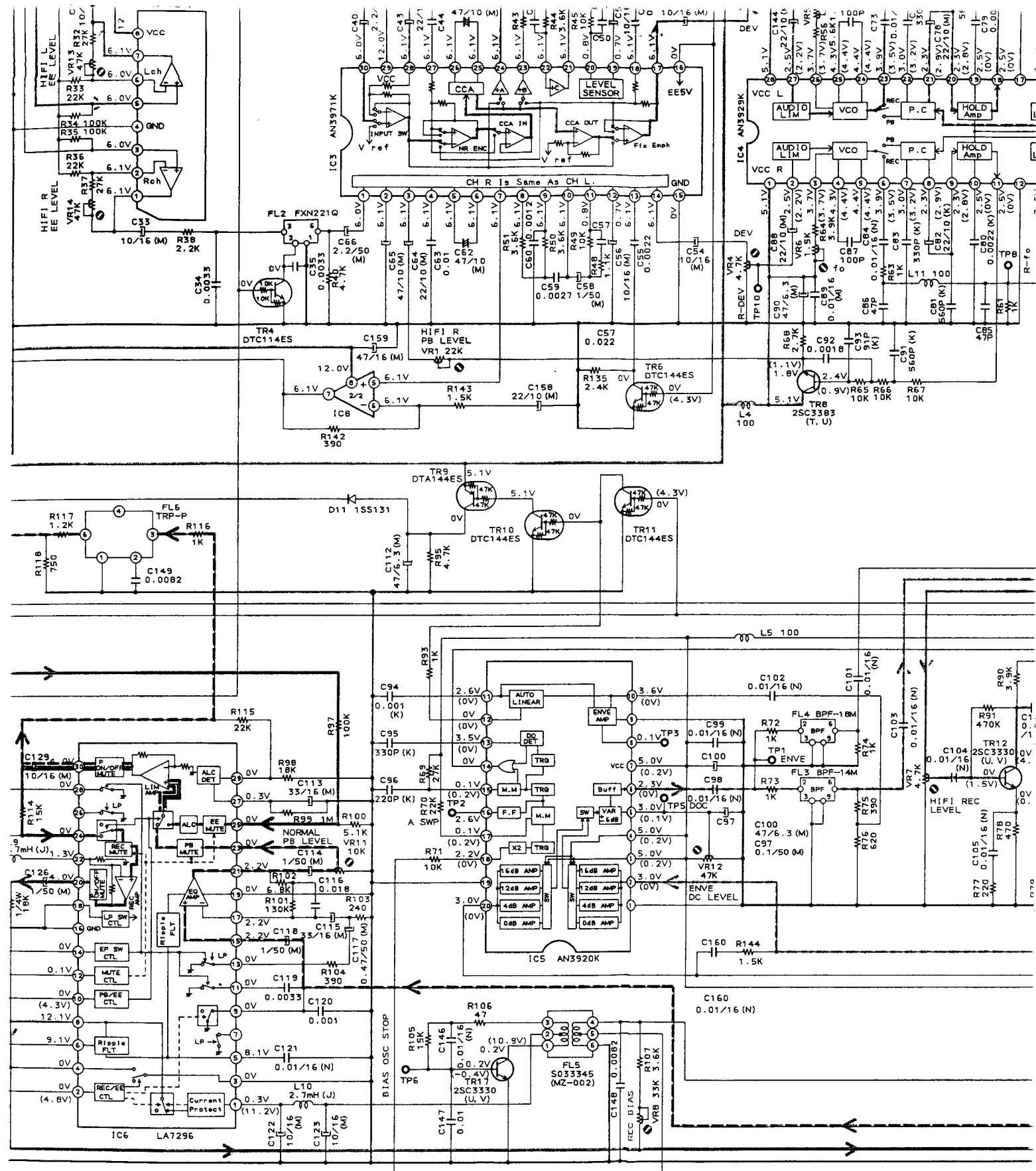
A

B

C

D





A/V PCB (AUDIO BLK) V1086A51

— B (POWER SUPPLY) LINE
 - - - HIFI REC SIGNAL LINE
 . . . HIFI PB SIGNAL LINE
 — NORMAL REC SIGNAL LINE
 — NORMAL PB SIGNAL LINE

INDICATED VOLTAGE MEASURED IN P.B MODE.
 () : REC MODE.

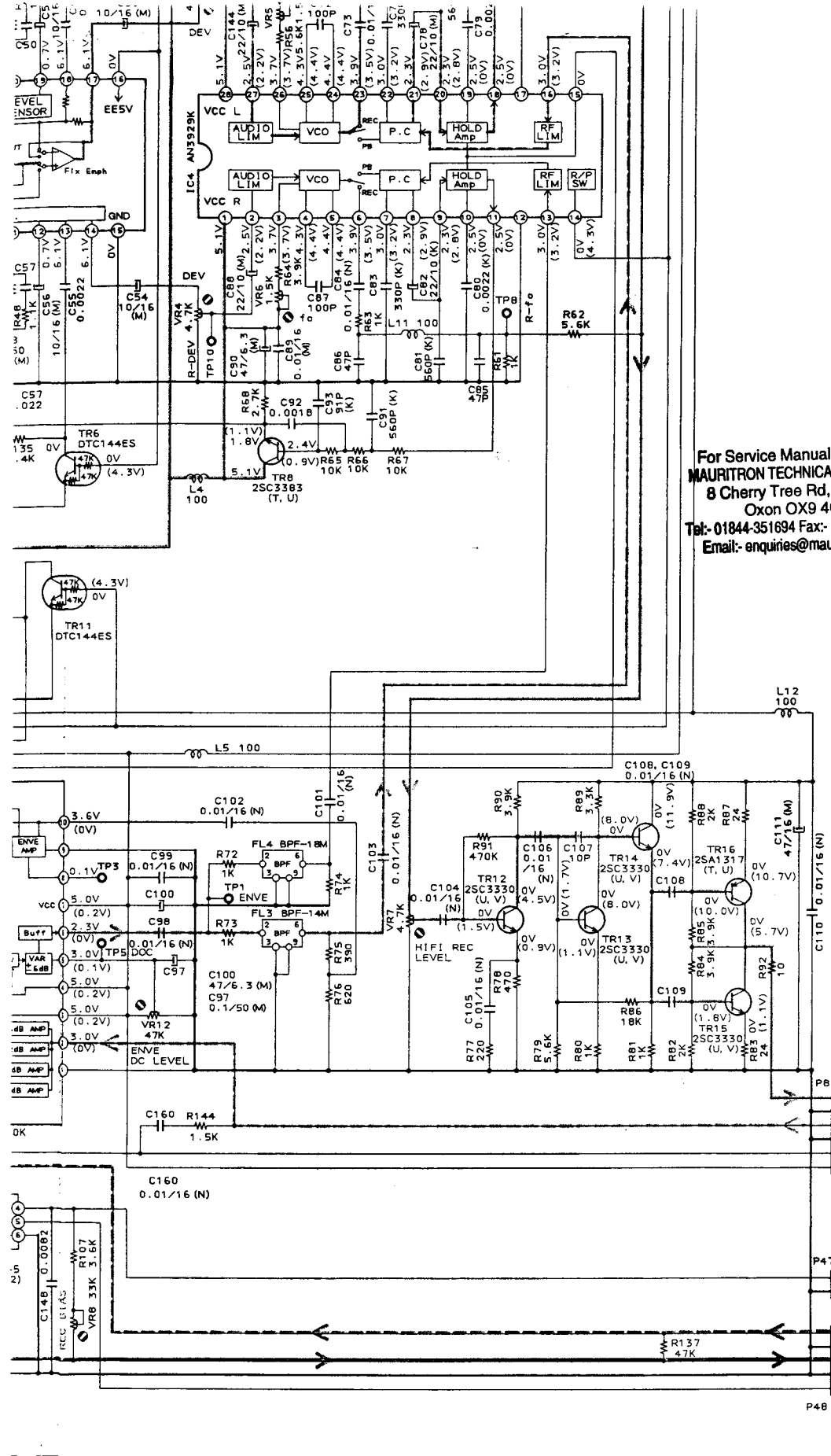
NOTE
 UNLESS OTHERWISE SPECIFIED
 ALL RESISTORS IN OHMS 1/6W(J)
 ALL CAPACITORS IN μ F 50WV(J)
 ALL INDUCTORS IN μ H(K)

F

G

H

I



For Service Manuals Contact
MAURITRON TECHNICAL SERVICES
 8 Cherry Tree Rd, Chinnor
 Oxon OX9 4QY
 Tel: 01844 351694 Fax: 01844 352554
 Email: enquiries@mauritron.co.uk

A/V PCB (AUDIO BLK) V1086A5010

VS-A77EK
 AUDIO/VIDEO PCB
 (AUDIO BLK)
 SCHEMATIC DIAGRAM
 NO.14-4 V108623M

NOTE
 UNLESS OTHERWISE SPECIFIED
 ALL RESISTORS IN OHMS 1/6W(J)
 ALL CAPACITORS IN μ F 50WV(J)
 ALL INDUCTORS IN μ H(K)

P.B MODE.

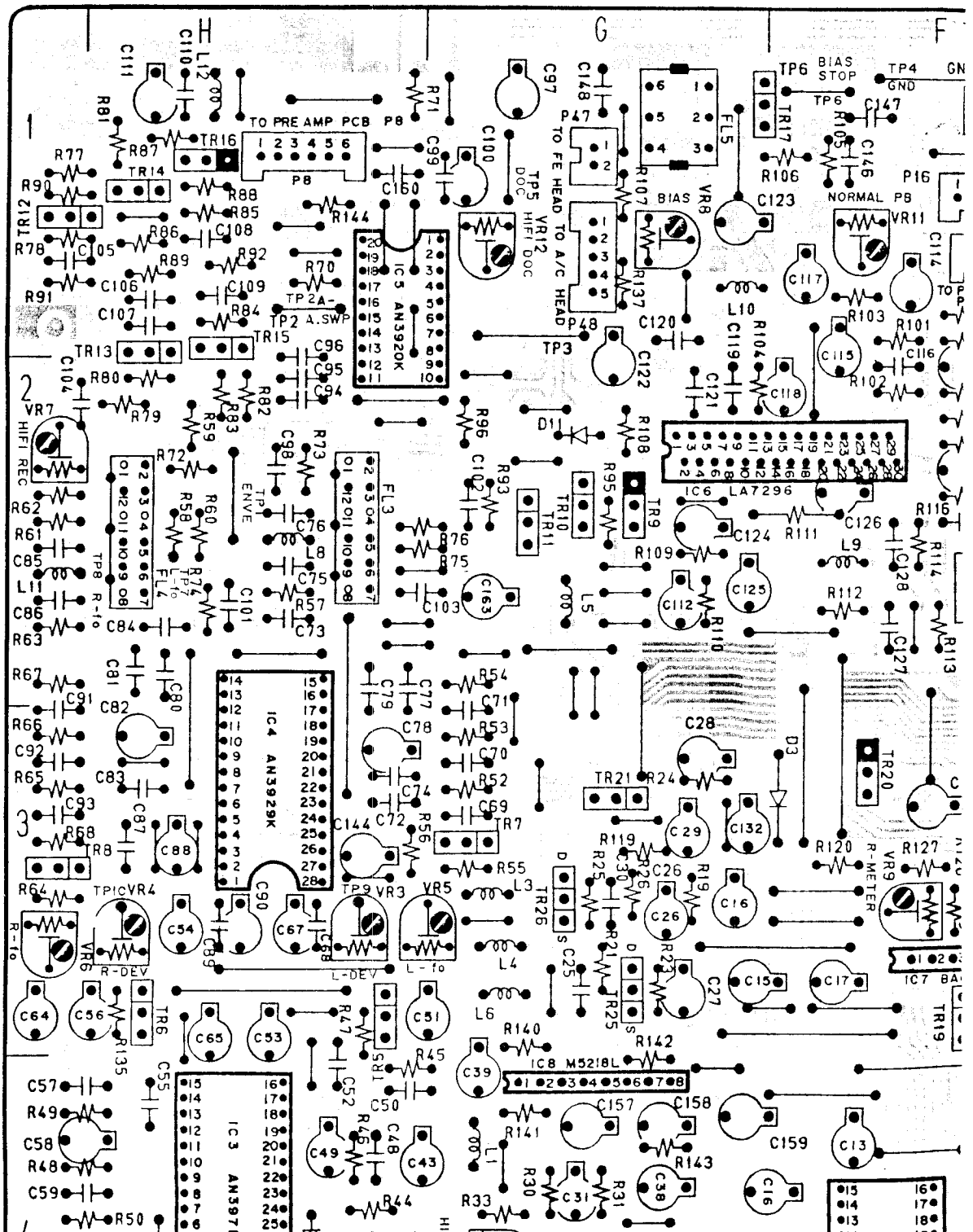
PRINCIPAL PARTS LOCATION

ICs

IC1F4
IC2G4
IC3H4
IC4H2,3
IC5H,C1
IC6G,F2
IC7F3
IC8G4
IC501C3,4
IC502D2
IC503C2
IC504A4

TRANSISTORS

TR3G5	TR18E3,4	TR502
TR4H5	TR19F3	TR503
TR5H3	TR20F3	TR504
TR6H3	TR21G3	TR506D
TR7G3	TR22F3	TR507D
TR8H3	TR24E4	TR508
TR9G2	TR25G3	TR509
TR10G2	TR26G3	TR510
TR11G2	TR28E2	TR512
TR12H1	TR29E1	TR513
TR13H1	TR30E4	TR514
TR14H1			TR515
TR15H1			TR516
TR16H1			TR517
TR17G1				

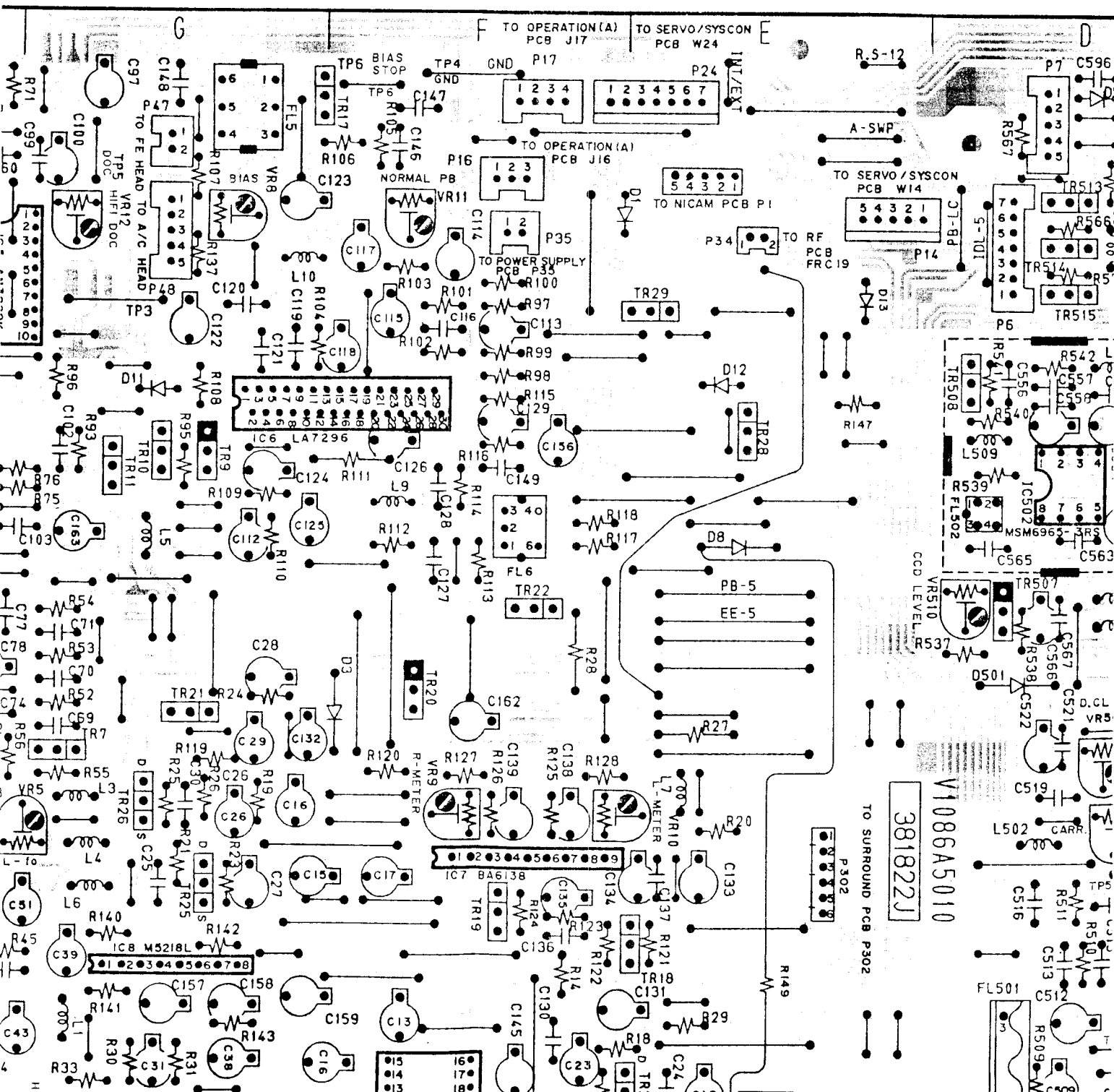


TRANSISTORS

.....G5	TR18	E3,4	TR502	B4	TR518	B1
.....H5	TR19	F3	TR503	C4	TR519	B1
.....H3	TR20	F3	TR504	C2	TR520	B1
.....H3	TR21	G3	TR506	D2,3	TR521	A1
.....G3	TR22	F3	TR507	D2,3	TR522	B3
.....H3	TR24	E4	TR508	D2	TR523	B3
.....G2	TR25	G3	TR509	C1	TR524	B3
.....G2	TR26	G3	TR510	C1	TR525	B4
.....G2	TR28	E2	TR512	D1	TR526	B4
.....H1	TR29	E1	TR513	D1	TR529	D1,2
.....H1	TR30	E4	TR514	D1	TR530	B4
.....H1			TR515	D1		
.....H1			TR516	C1		
.....H1			TR517	B1		

CONNECTORS

P6.....D1	P35....
P7.....D1	P47....
P8.....H1	P48....
P11.....C2	P301..
P12....A,B1	P302..
P13....A,B1	P303..
P14.....E1	P304..
P15.....B2	P305..
P16.....F1	J1....
P17.....F1	
P18.....G4	
P19.....E1	
P24....E,F1	
P34.....E1	

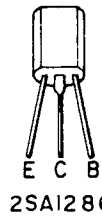


CONNECTORS

R518B1
R519B1
R520B1
R521A1
R522B3
R523B3
R524B3
R525B4
R526B4
R529D1,2
R530B4

P6.....D1
P7.....D1
P8.....H1
P11.....C2
P12....A,B1
P13....A,B1
P14.....E1
P15.....B2
P16.....F1
P17.....F1
P18.....G4
P19.....E1
P24....E,F1
P34.....E1

P35.....F1
P47.....G1
P48.....G1
P301.....G4
P302.....E3
P303.....D5
P304....C,D3
P305....A,B5
J1.....B1



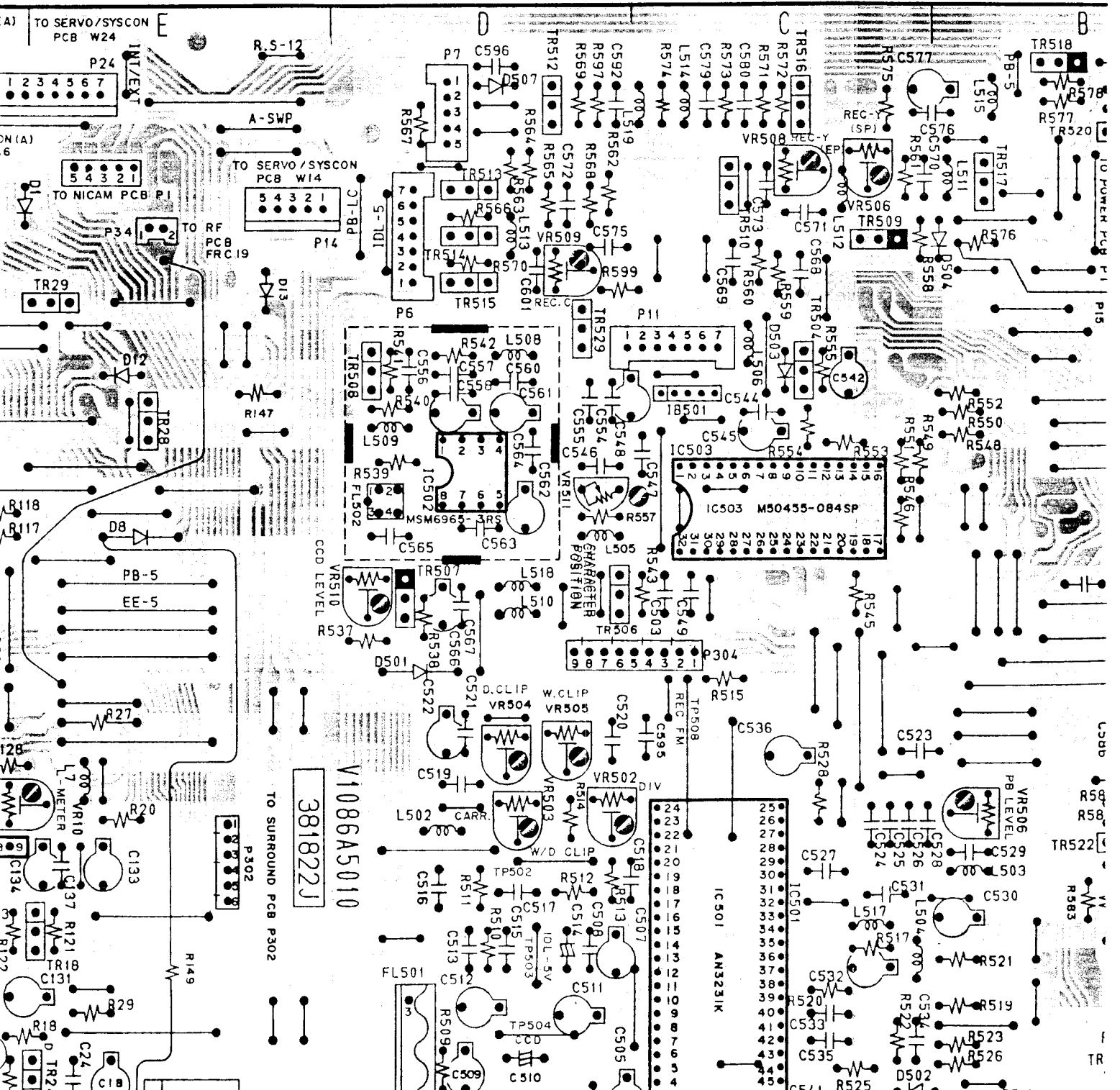
2SA1286

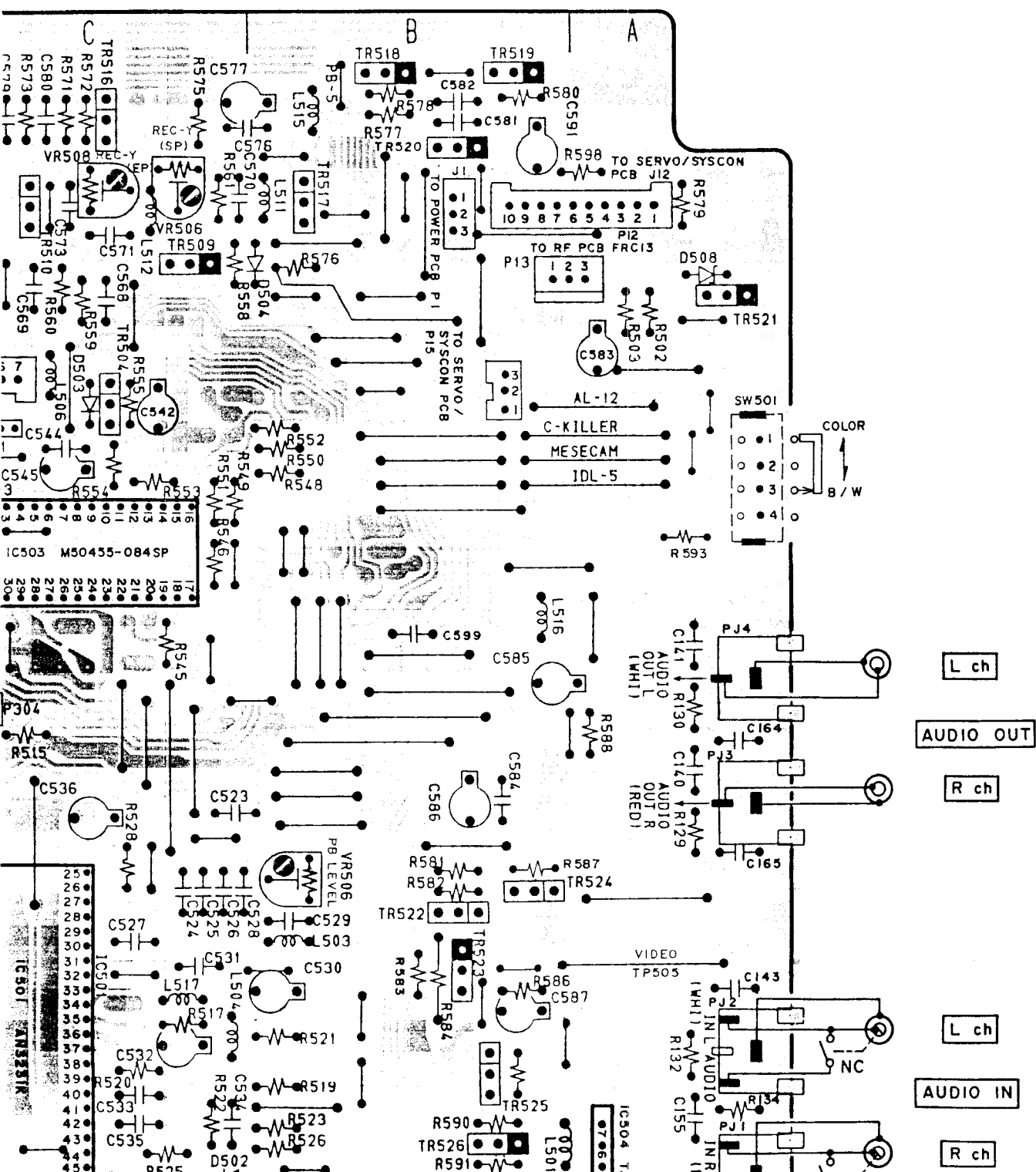


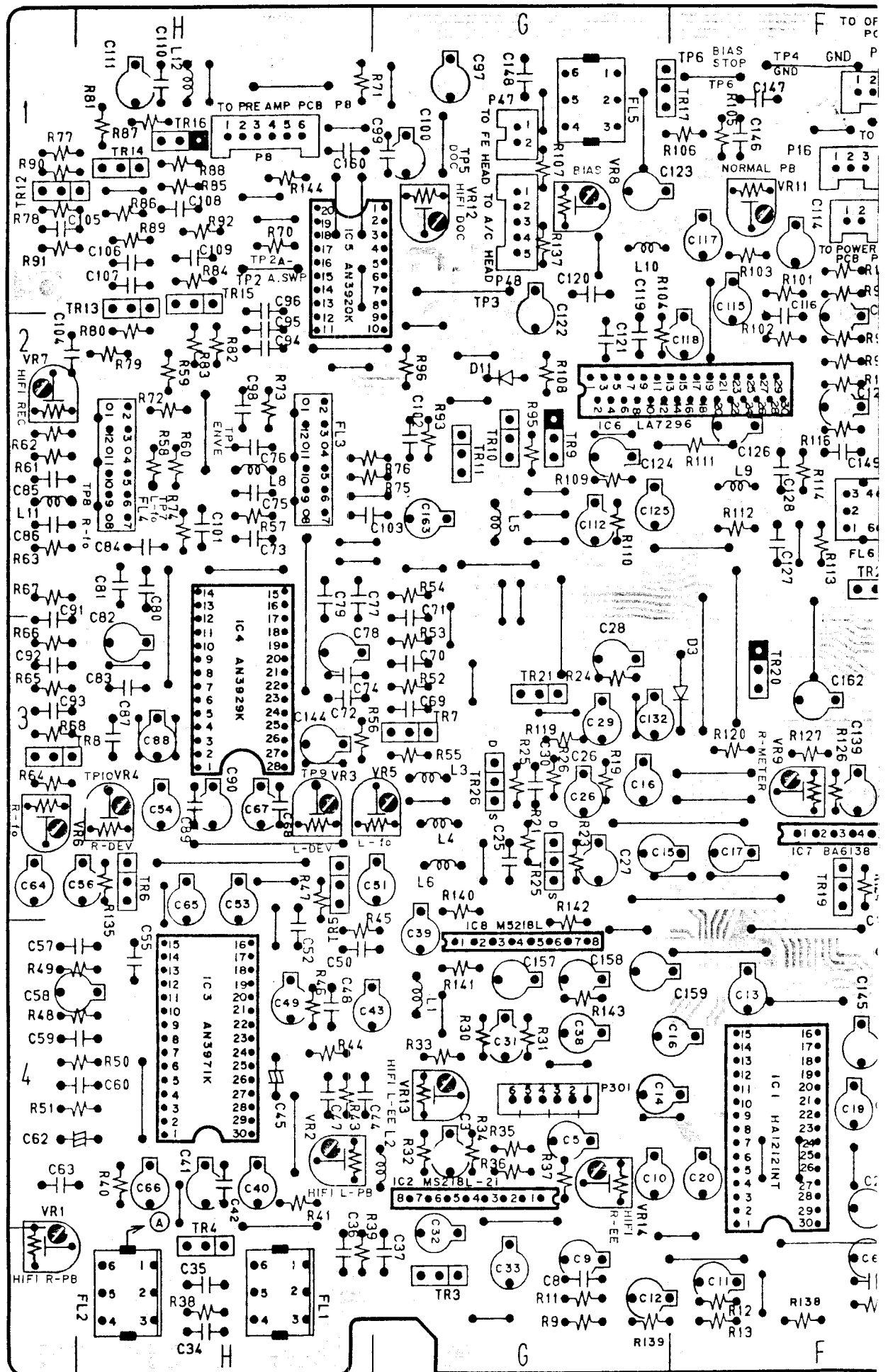
2SA1317
2SC3330
DTA114ES
DTC124TS
DTB144WS
DTC114ES
DTC144ES

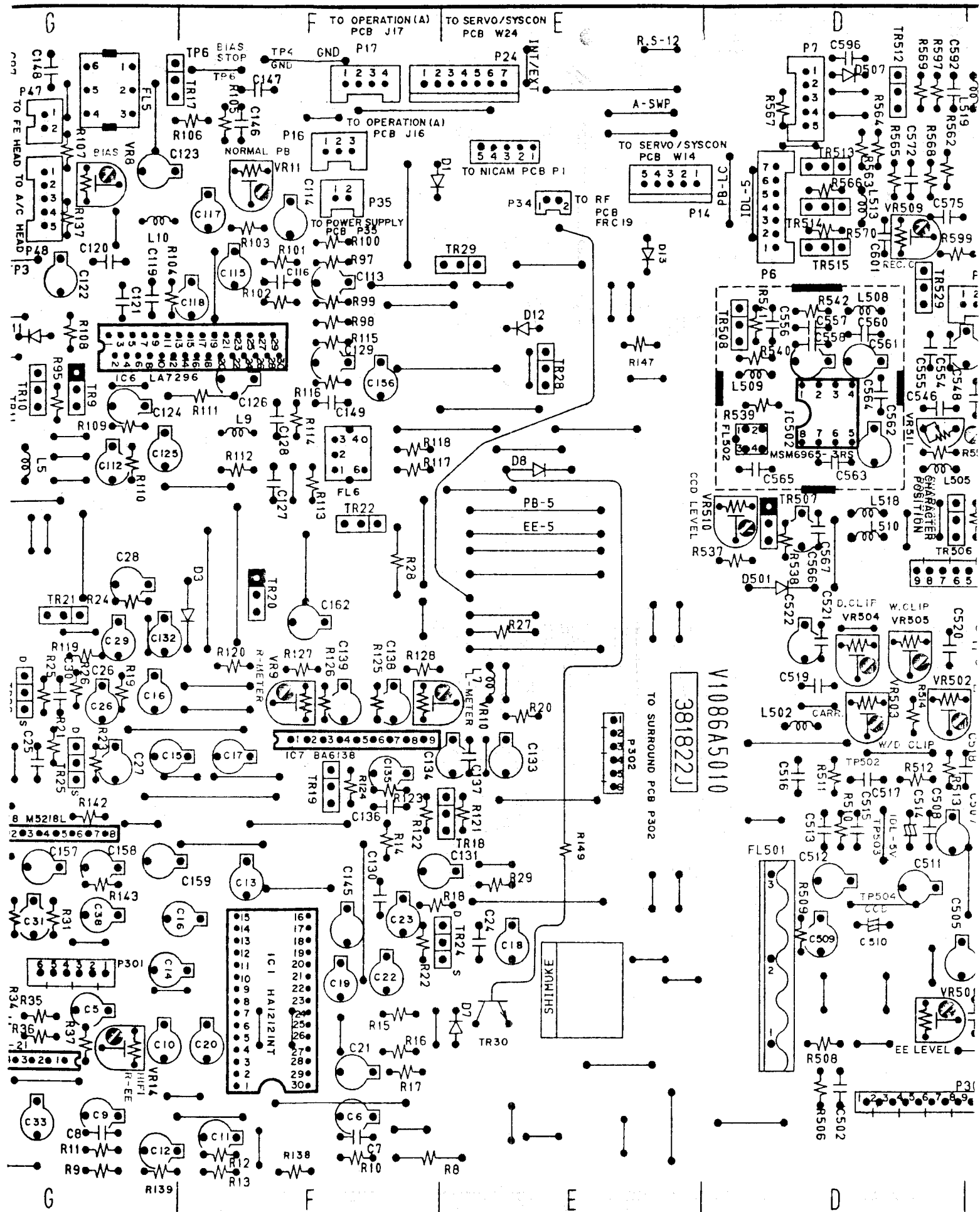


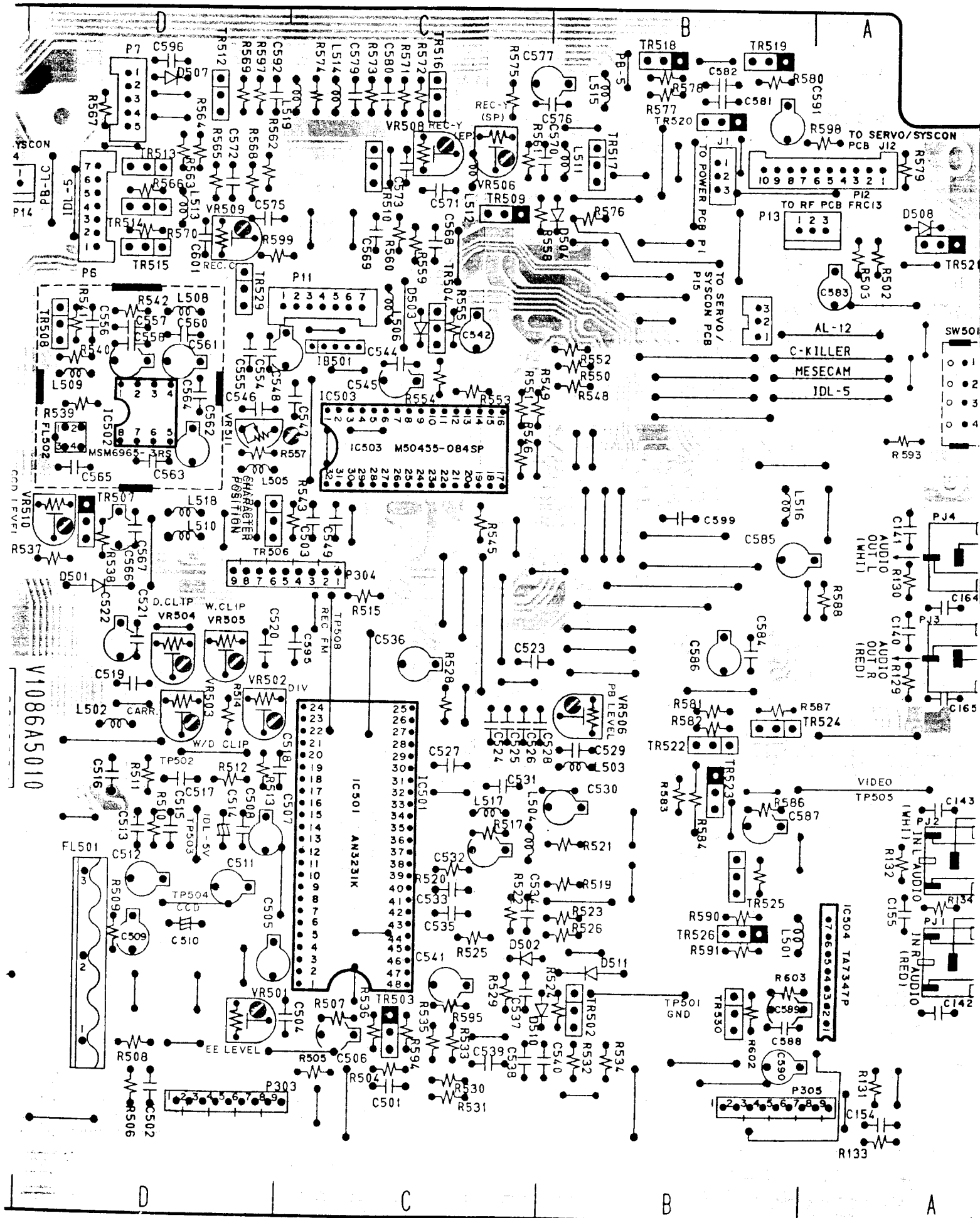
2SJ11





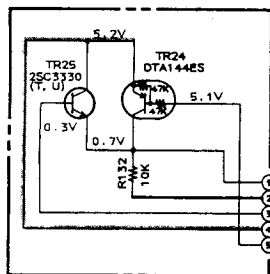




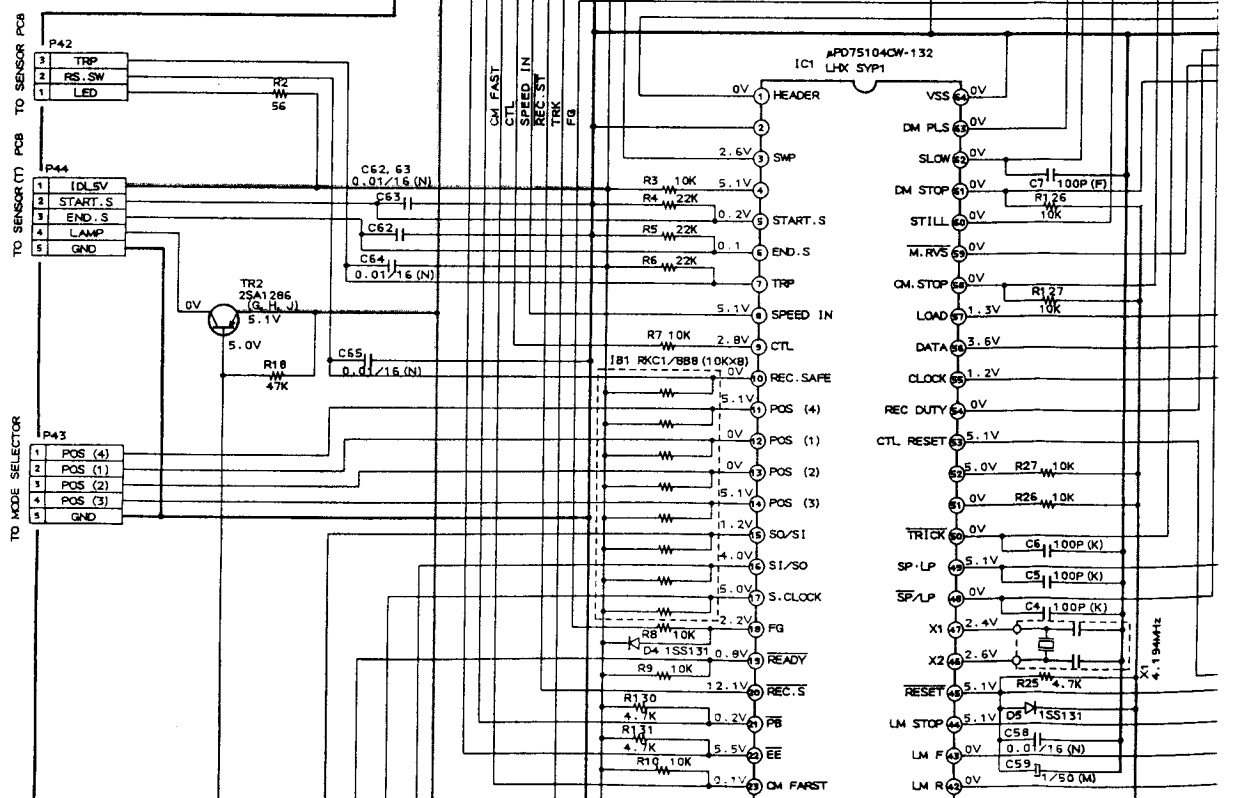


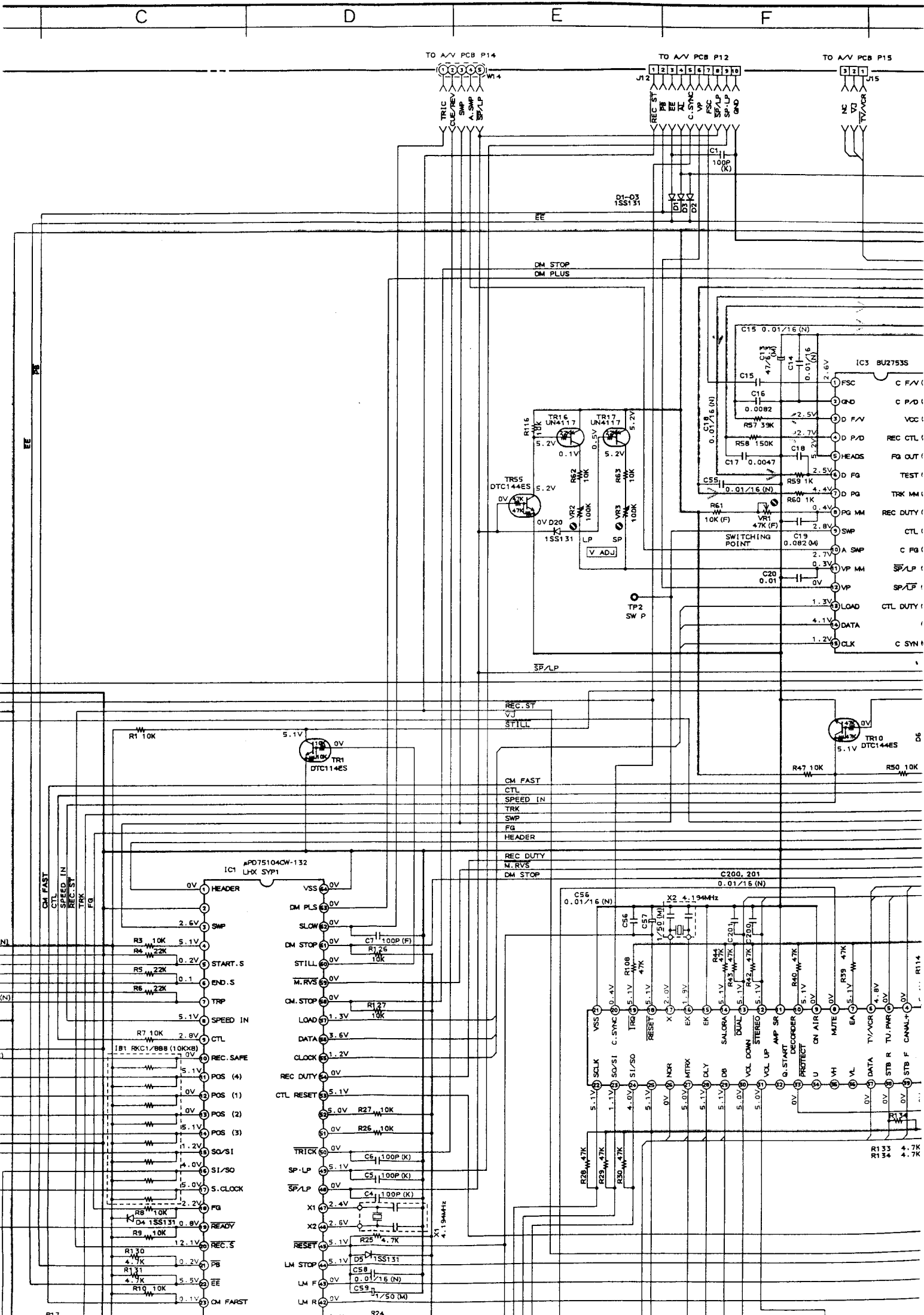
AUDIO / VIDEO PCB V1086A5010

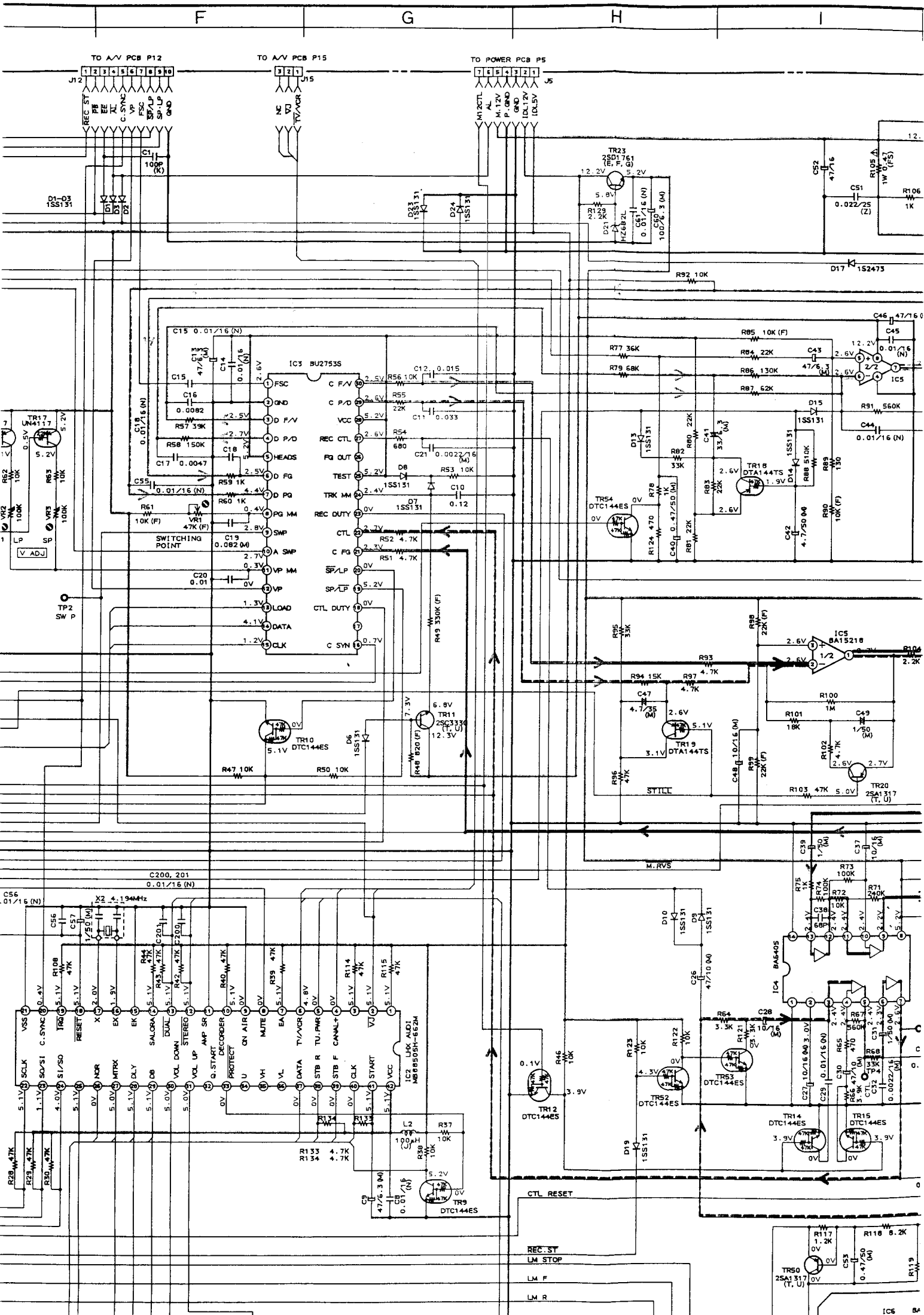
For Service Manuals Contact
MAURITRON TECHNICAL SERVICES
 8 Cherry Tree Rd, Chinnor
 Oxon OX9 4QY
 Tel: 01844-351694 Fax: 01844-352554
 Email: enquiries@mauritron.co.uk

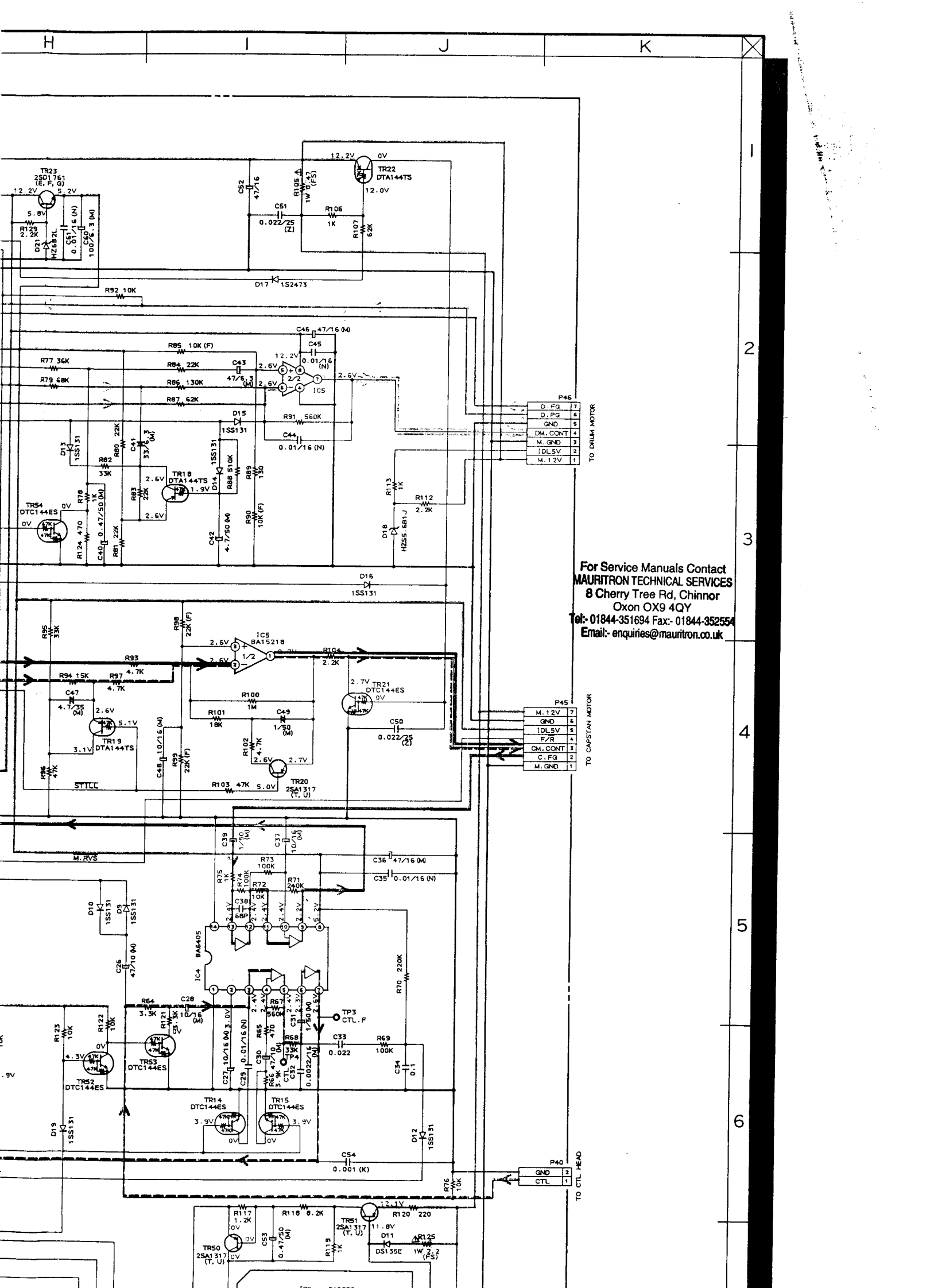


SERVO LOCK PCB
 V1086D5998

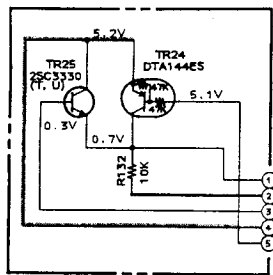




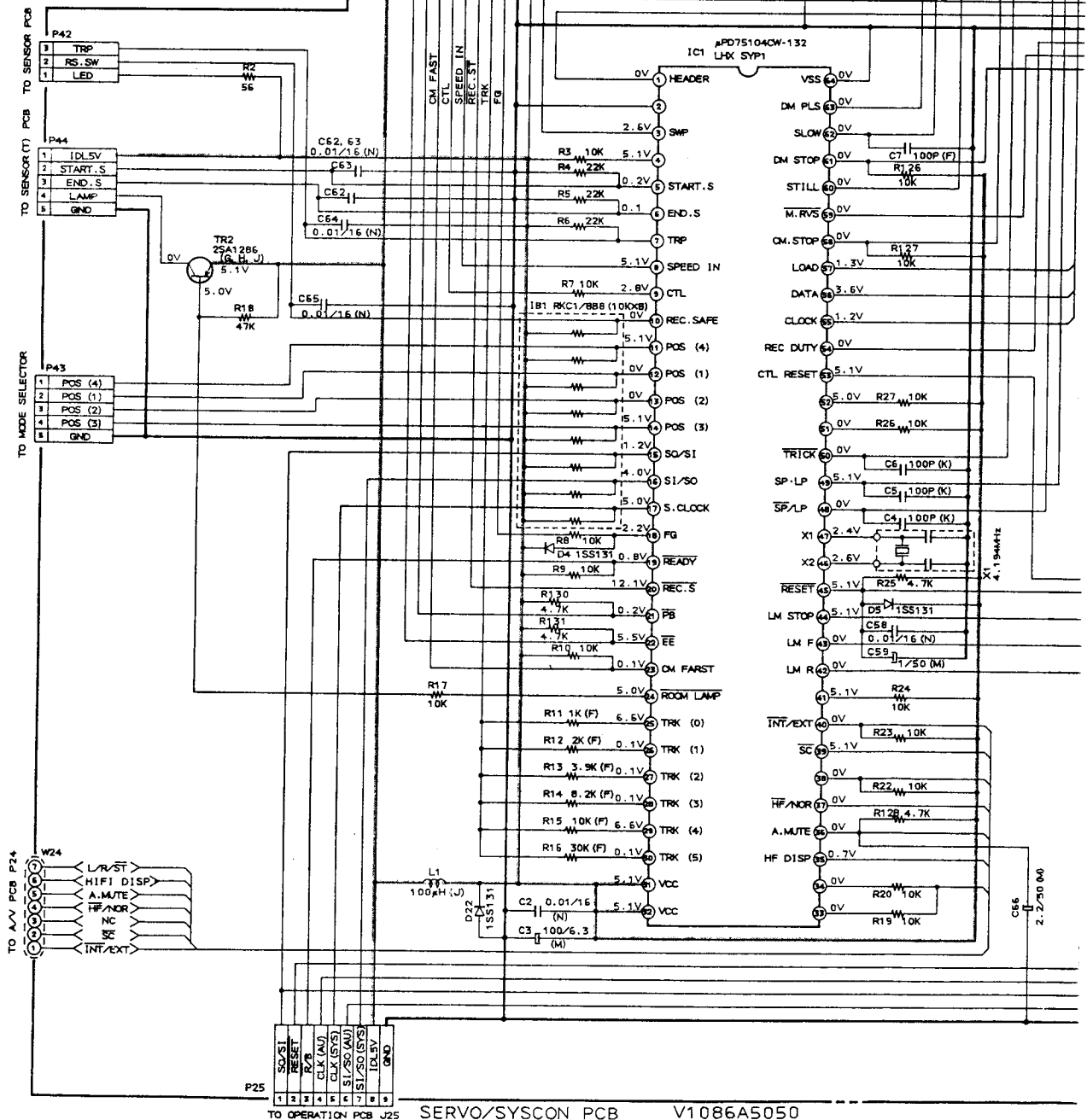




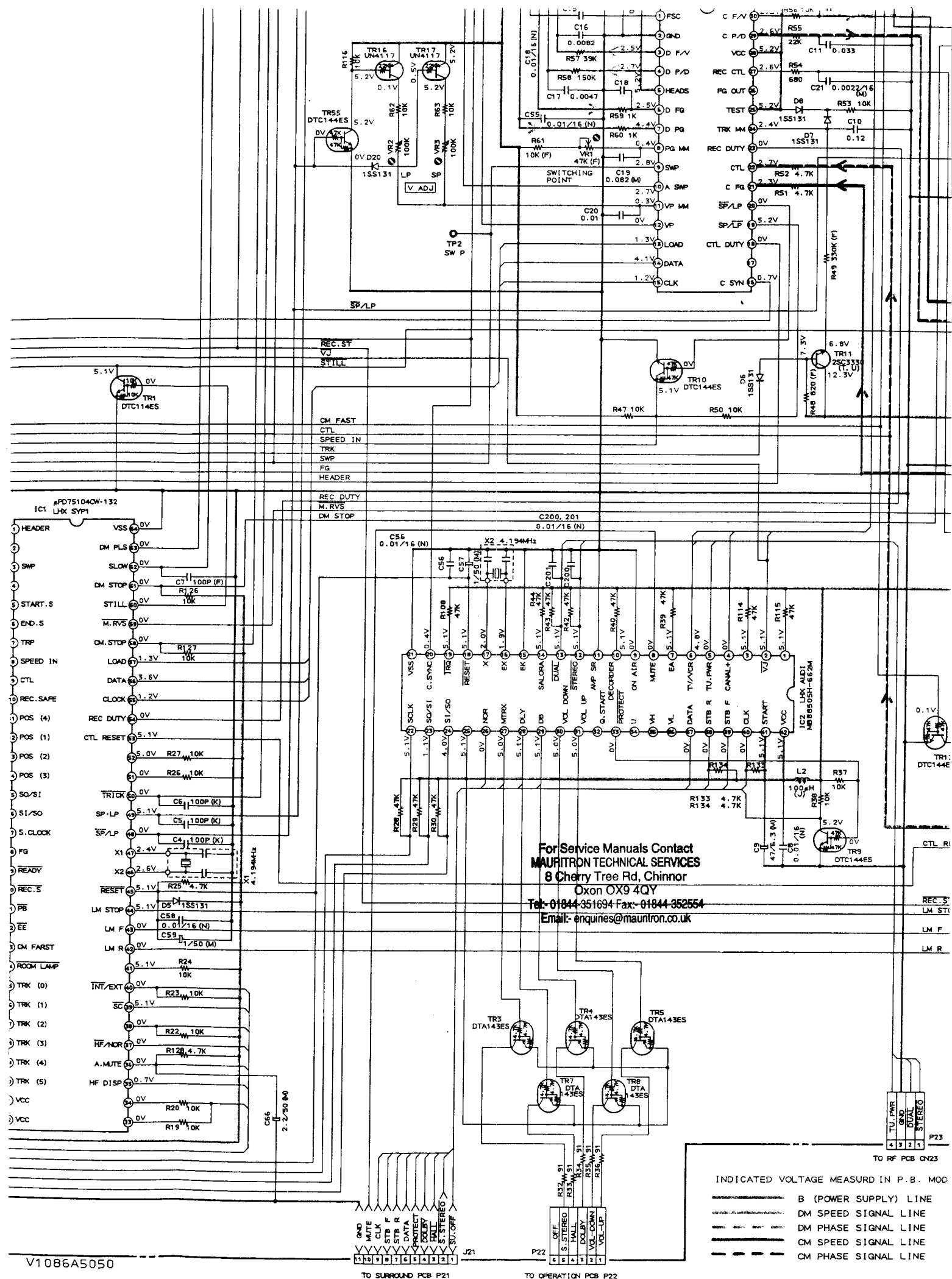
For Service Manuals Contact
MAURITRON TECHNICAL SERVICES
8 Cherry Tree Rd, Chinnor
Oxon OX9 4QY
Tel:- 01844-351694 Fax:- 01844-352554
Email:- enquiries@mauritron.co.uk



SERVO LOCK PCB
V1086D5998



SERVO/SYSCON PCB V1086A5050



D

E

F

G