

---

# 11. Schematic Diagrams

---

|  | Page  |
|--|-------|
| ◆ Block Identification of Main PCB - - - - - | 11-2  |
| 11-1 S.M.P.S/POWER(RCC) - - - - -            | 11-3  |
| 11-2 S.M.P.S/POWER(FREE) - - - - -           | 11-4  |
| 11-3 System Control/Servo - - - - -          | 11-5  |
| 11-4 Audio/Video - - - - -                   | 11-6  |
| 11-5 RF/IO(SV-A35G) - - - - -                | 11-7  |
| 11-6 RF/IO (SV-A13G) - - - - -               | 11-8  |
| 11-7 Function-Timer - - - - -                | 11-9  |
| 11-8 Remote-Control - - - - -                | 11-10 |

Note

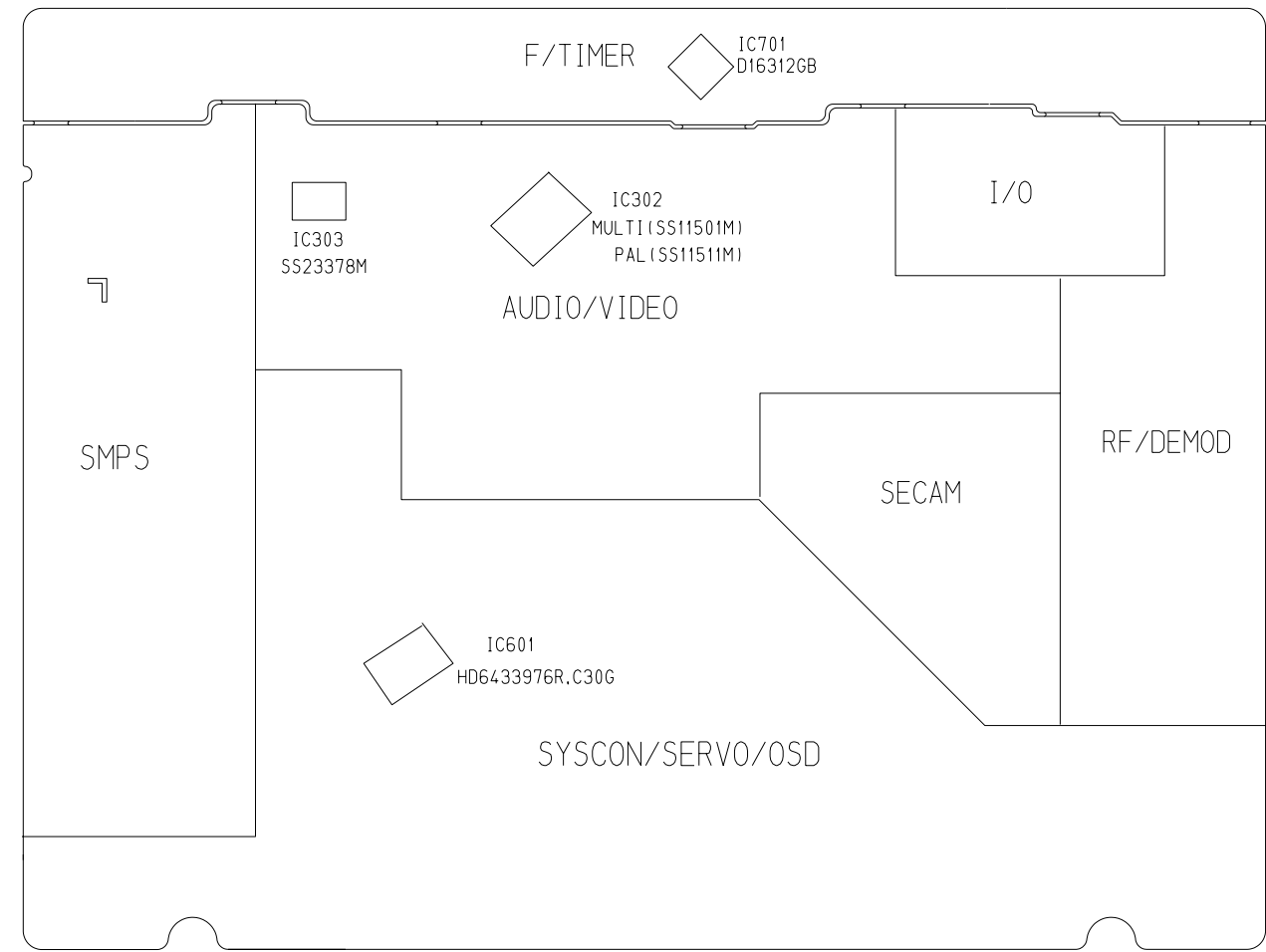
For schematic Diagram  
- Resistors are in ohms, 1/8W unless otherwise noted.  
- Circled numbers refer to waveforms.

**Special note :**  
Most semiconductor devices are electrostatically sensitive and therefore require the special handling techniques described under the “electrostatically sensitive (ES) devices” section of this service manual.

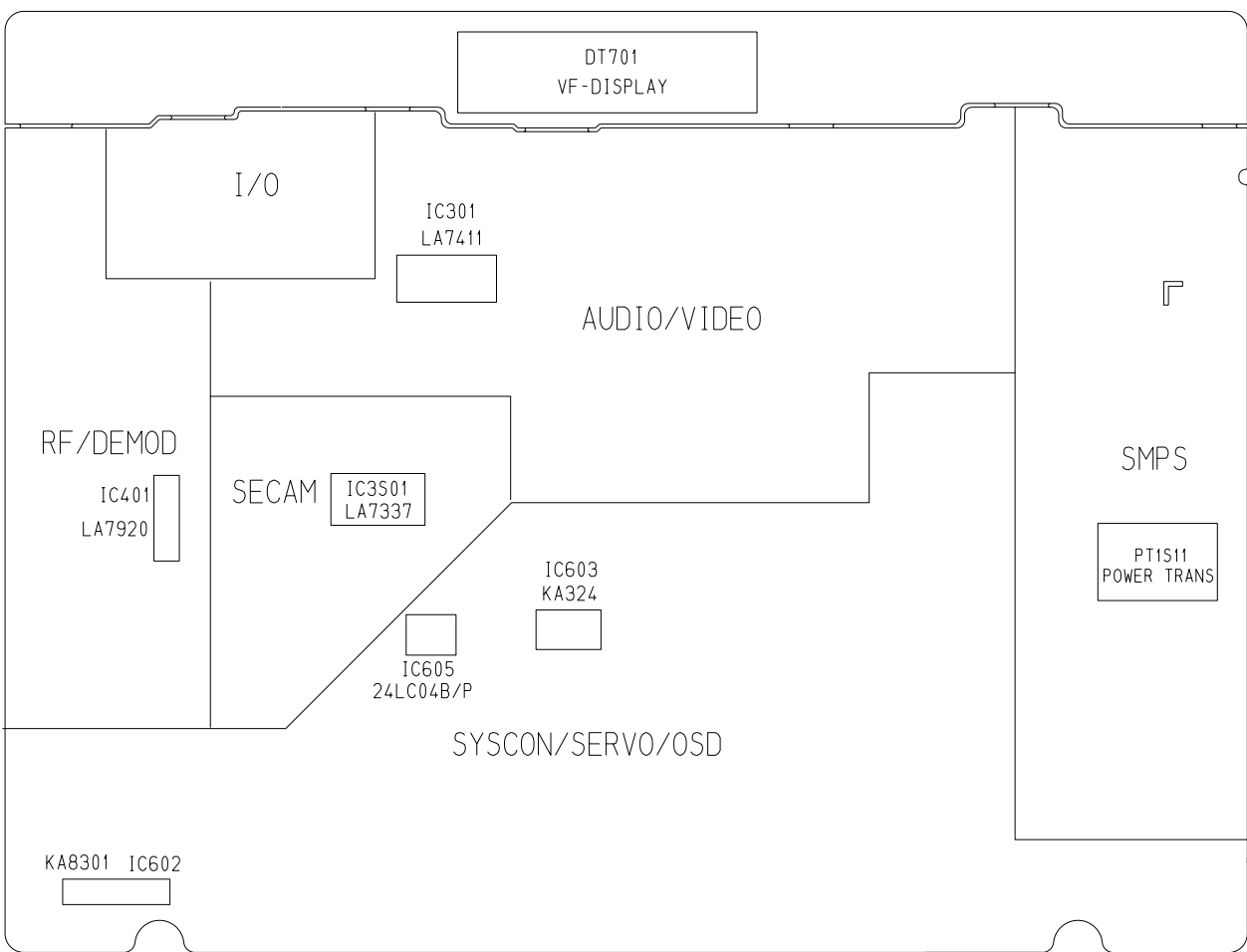
**Note :**  
Do not use the part number shown on this drawing for ordering. The correct part number is shown in the parts list (may be slightly different or amended since this drawing was prepared).

**Important safety notices :**  
Components identified with the mark ⚠ have the special characteristics for safety. When replacing any of these components. Use only the same type.

◆ Block Identification of Main PCB

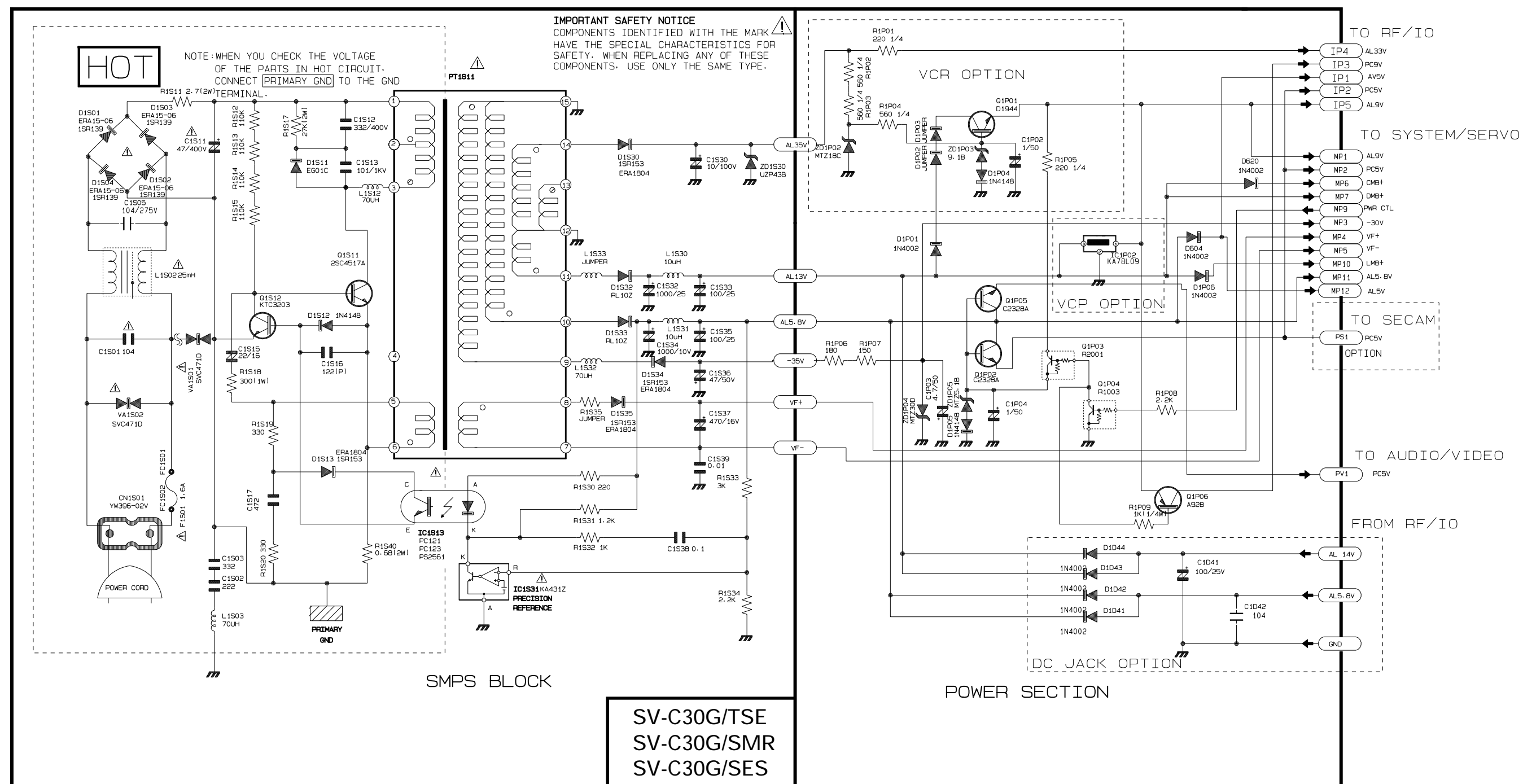


(Component Side)

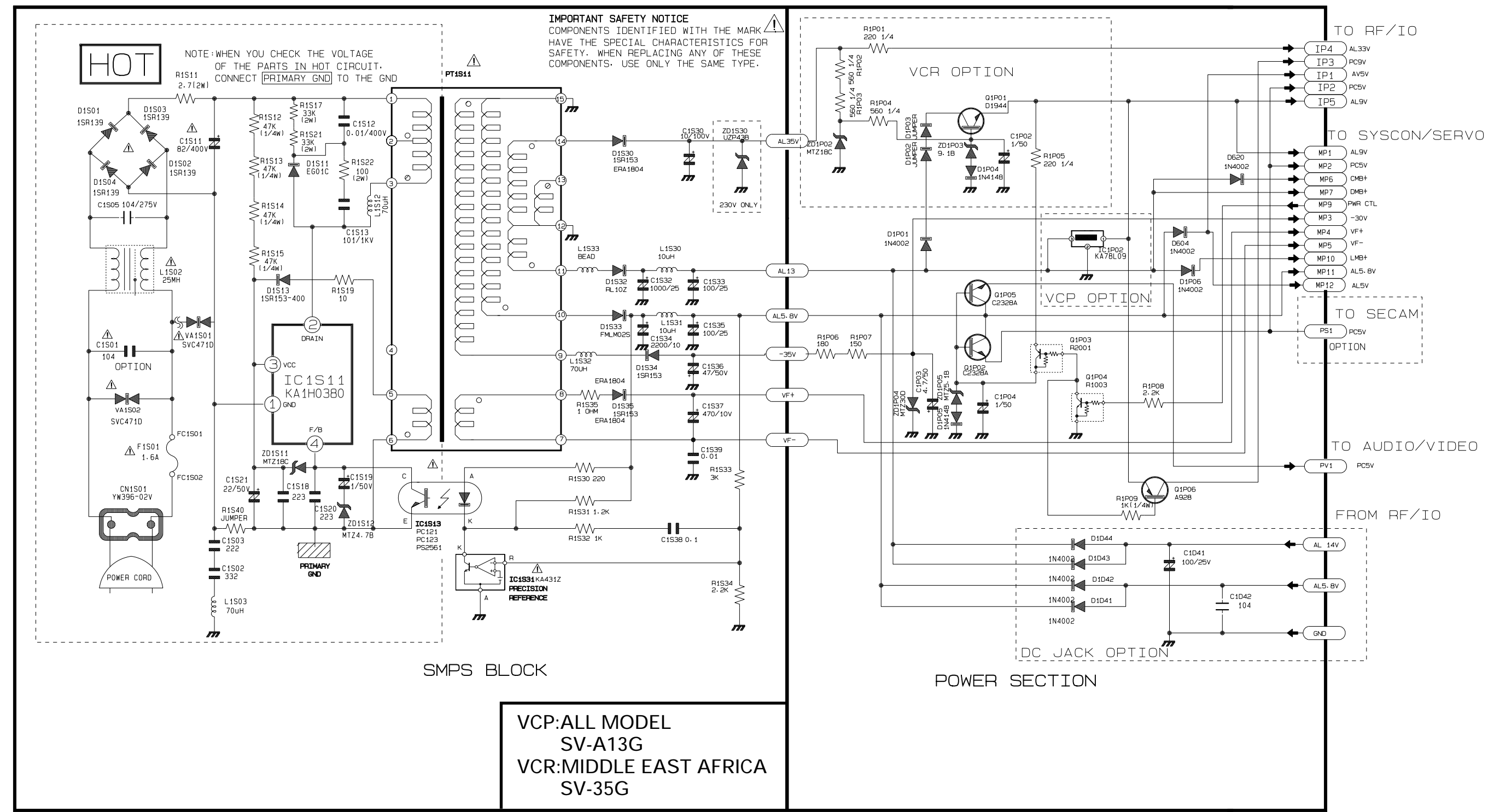


(Conductor Side)

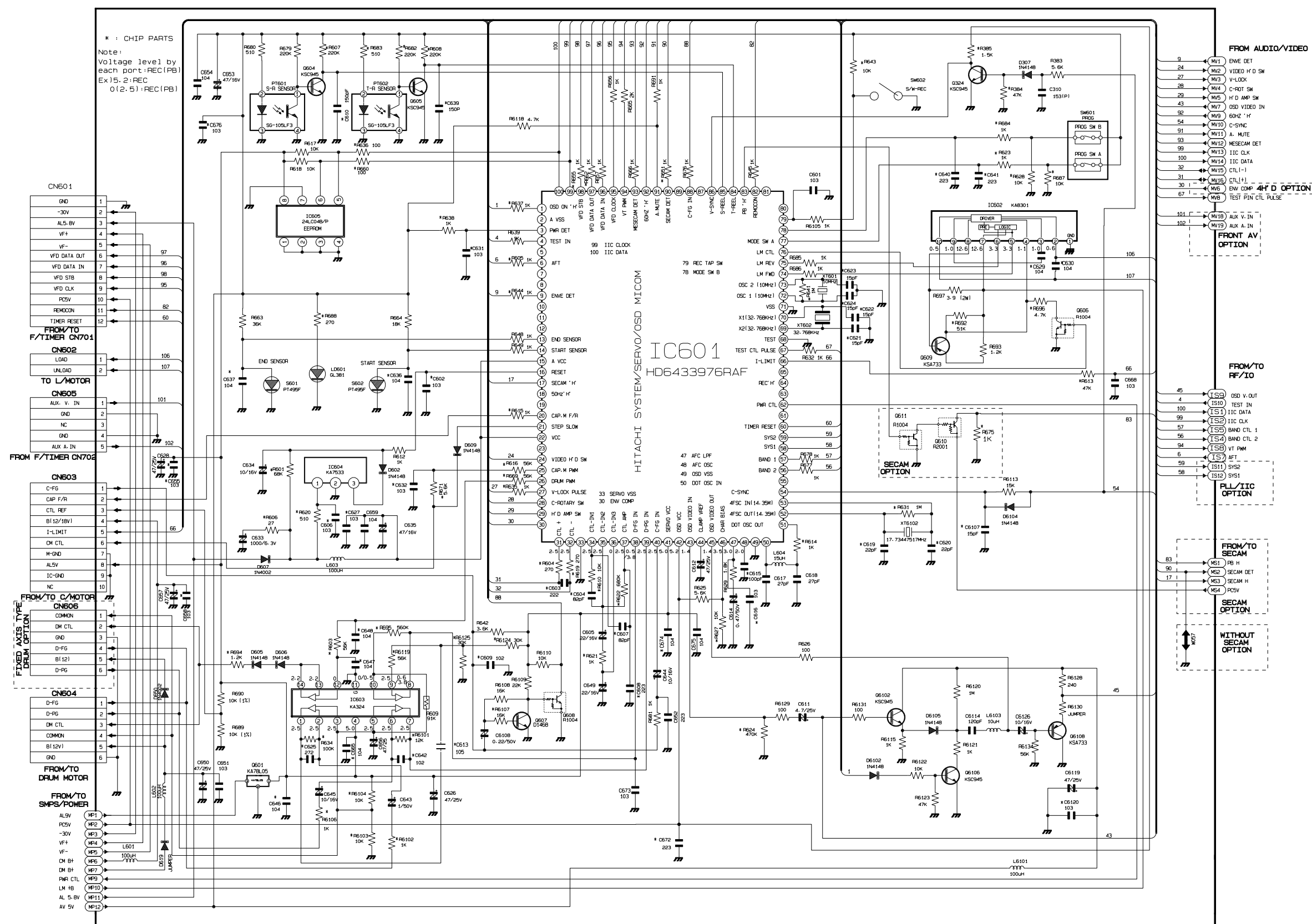
## 11-1 S.M.P.S/POWER(RCC)



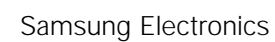
11-2 S.M.P.S/POWER(FREE)



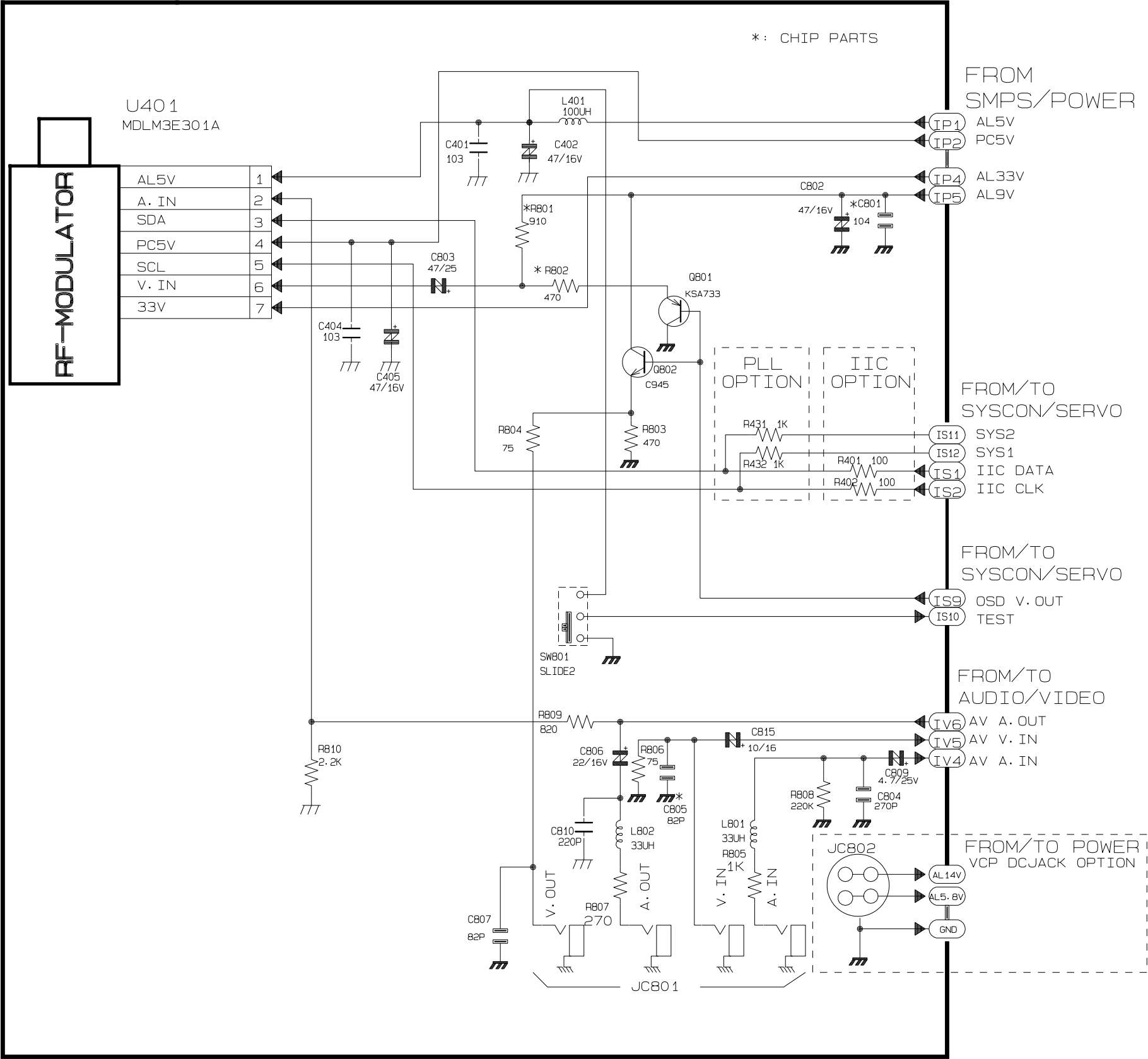
## 11-3 System Control/Servo





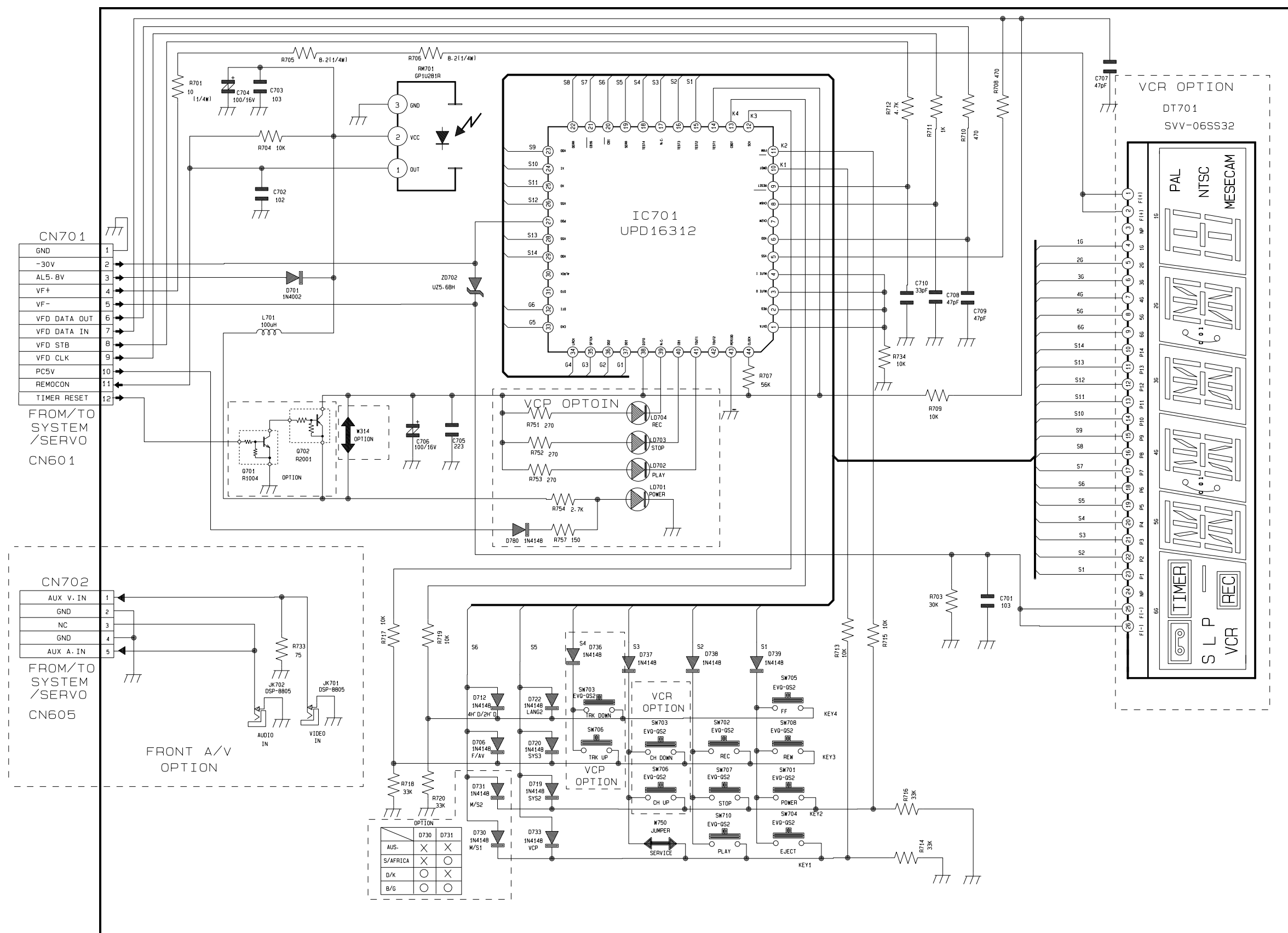


11-6 RF/IO(SV-A13G)

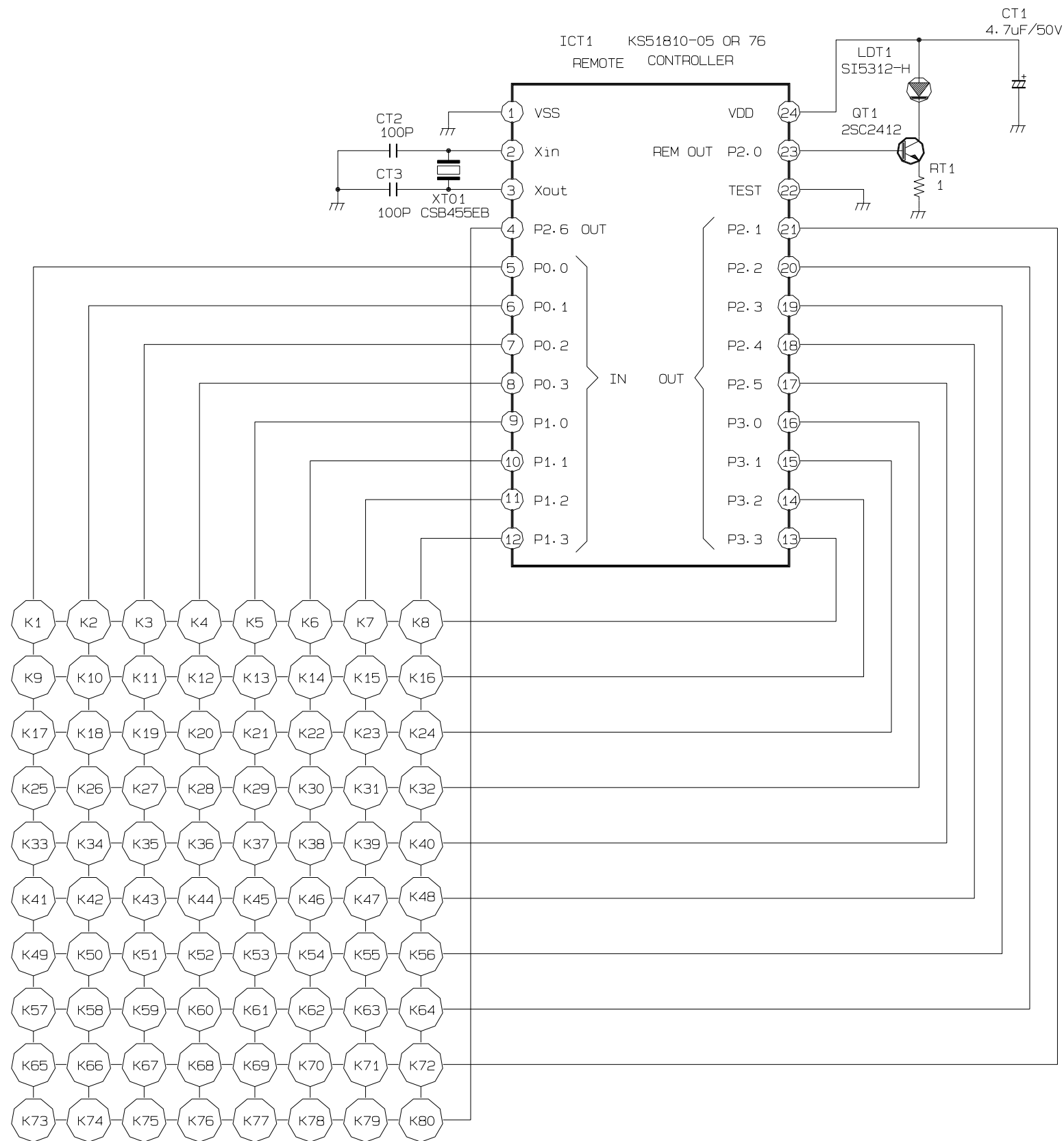




## 11-7 Function-Timer



11-8 Remote-Control



| FUNCTION KEY |               |     |             |
|--------------|---------------|-----|-------------|
| K1           | -             | K41 | REW         |
| K2           | TV/VCR        | K42 | PLAY        |
| K3           | POWER         | K43 | F.F         |
| K4           | -             | K44 | INDEX       |
| K5           | -             | K45 | -           |
| K6           | -             | K46 | OK          |
| K7           | TEST          | K47 | -           |
| K8           | INDEX         | K48 | -           |
| K9           | CH 1          | K49 | -           |
| K10          | CH 2          | K50 | CLEAR/RESET |
| K11          | CH 3          | K51 | DISPLAY     |
| K12          | -             | K52 | MENU        |
| K13          | TRACKING UP   | K53 | SYSTEM      |
| K14          | TRACKING DOWN | K54 | -           |
| K15          | A.DUB         | K55 | -           |
| K16          | -             | K56 | -           |
| K17          | CH 4          | K57 | EJECT       |
| K18          | CH 5          | K58 | D. ATR      |
| K19          | CH 6          | K59 | OUTPUT SEL. |
| K20          | -             | K60 | -           |
| K21          | VCR+          | K61 | <           |
| K22          | SEARCH        | K62 | AFT         |
| K23          | -             | K63 | PICTURE     |
| K24          | CLOCK/COUNTER | K64 | -           |
| K25          | CH 7          | K65 | INPUT SEL.  |
| K26          | CH 8          | K66 | SHIFT       |
| K27          | CH 9          | K67 | -           |
| K28          | -             | K68 | -           |
| K29          | -             | K69 | ▷           |
| K30          | -             | K70 | -           |
| K31          | -             | K71 | SHUTTLE-    |
| K32          | -             | K72 | SHUTTLE+    |
| K33          | REC/OTR       | K73 | CH-DOWN     |
| K34          | STOP          | K74 | CH 0        |
| K35          | P/STILL       | K75 | CH-UP       |
| K36          | SLOW-DOWN     | K76 | SLOW+       |
| K37          | -             | K77 | VPS/PDC     |
| K38          | ▽             | K78 | -           |
| K39          | △             | K79 | SP/LP       |
| K40          | -             | K80 | Q-PROGRAM   |